

MICHELIN WIPER BLADES

APPLICATION GUIDE



MICHELIN Hydroedge Hybrid Wiper Blade

**EZ LOK™
Connector System**
For quick and simple
replacement. Installs
in minutes

Riveted Smart Hinge

- Provides maximum lateral strength to eliminate twisting of the frame during the wipe and to hold a secure, consistent position on the wiperscreen
- Actively responds to wiperscreen shape or curvature across the entire wipe pattern

Soft Cover

- Provides maximum flexibility for enhanced responsiveness
- Provides protection from clogging with ice, snow and debris

Independent Suspension Tertiary

- Adjusts to wiperscreen's shape/curvature to help maintain complete wiper blade contact

Smart Flex Secondary

- Holds wiper ends down on wiperscreen for optimum wipe performance




Five major signs to help recognize wiper blade wear



Streaking

Visual inspection of the wiper blade reveals rubber that has hardened and/or cracked due to exposure to the sun's ultraviolet rays, tree sap, and road tar, automotive chemicals like oil, brake fluid, coolant, and road grit. Bands of water remain after each wiping stroke.



Chattering

Extreme hot or cold temperatures or extended periods of non-use can cause blades to exhibit chatter, as the blades skip and vibrate over the windshield. The characteristics to look for include a choppy wiping action or an overall performance set or curve to the blade rubber in one direction and a smeared windshield appearance while wiping.



Smearing

When the wiping edge of the blade is no longer sharp, but rounded in shape or appearance, the wiper will smear the water across the windshield instead of clearing it off. This causes cloudy and impaired visibility.



Split Rubber

Age or physical damage to blades can result in unwiped areas. A visual inspection of the blade can help determine if there is physical damage.



Squeaking

The old or worn rubber of the blade does not move quietly across the windshield.





**MICHELIN****HYDROEDGE HYBRID WIPER BLADE****DRIVER****CLIP****PASSENGER****MODEL****BODY STYLE****MARK/SERIES****YEAR**

ALFA ROMEO						
MODEL	BODY STYLE	MARK/SERIES	YEAR	DRIVER	CLIP	PASSENGER
4C	Coupe		2013→2016	22"/56cm	PT-3	Front Single Blade
4C SPIDER	Convertible		2014→2016	22"/56cm	PT-3	Front Single Blade
33	Estate, Hatchback	905, 905A, 907A	1984→1994	18"/45cm	P1-2	18"/45cm
75	Saloon	162B	1985→1992	18"/45cm	P1-2	18"/45cm
147	Hatchback	937	2001→2004	22"/56cm	P1-2	16"/40cm
147	Hatchback	937	2004→2010	22"/56cm	PH-3/PH2	18"/45cm
156	Estate, Saloon	932	1997→2006	22"/56cm	P1-2	21"/53cm
159	Estate, Saloon	939	2005→2011	22"/56cm	PH-3/PH2	18"/45cm
164/168	Saloon	164	1987→1992	21"/53cm	P1-2	21"/53cm
166	Saloon	936	1998→2007	21"/53cm	P1-2	19"/48cm
BRERA	Hatchback		2006→2011	22"/56cm	PH-3/PH2	18"/45cm
GIULIA	Saloon		2016→	24"/60cm	TL4-2	18"/45cm
GIULIETTA	Hatchback	940	2010→	24"/60cm	TL-2	18"/45cm
GT	Coupe	937	2003→2005	22"/56cm	P1-2	16"/40cm
GT	Coupe	937	2005→2010	22"/56cm	PH-3/PH2	16"/40cm


Correct clip (connector) for each application is shown above. Wiper packs contain all required clips, embossed with codes for easy reference.



**MICHELIN****HYDROEDGE HYBRID WIPER BLADE**

MODEL	BODY STYLE	MARK/SERIES	YEAR		CLIP	
				DRIVER		PASSENGER
... ALFA ROMEO						
MITO	Hatchback	955	2008→	26"/65cm	PT-3	15"/38cm
SPIDER	Convertible	115	1971→1985	16"/40cm	P1-2	16"/40cm
SPIDER	Convertible	115	1985→1993	17"/43cm	P1-2	17"/43cm
SPIDER	Convertible	916S_	1995→2005	22"/56cm	P1-2	18"/45cm
SPIDER	Convertible	939	2006→2011	22"/56cm	PH-3/PH2	18"/45cm
ASTON MARTIN						
DBS	Coupe, Convertible		2007→2011	24"/60cm	P1-2	20"/50cm
DBS	Coupe, Convertible		2011→2012	26"/65cm	TL-2	20"/50cm
VIRAGE	Coupe, Convertible		2011→	26"/65cm	TL-2	20"/50cm
AUDI						
80	Saloon	89, 89Q, 8A, B3, 8C, B4	1988→1994	21"/53cm	P1-2	21"/53cm
90	Saloon	81/85 (B2), 89 (B3)	1984→1990	18"/45cm	P1-2	18"/45cm
90	Saloon	89 (B3), 89, 89Q, 8A, B3	1987→1991	21"/53cm	P1-2	21"/53cm
100	Saloon	44 (C3)	1982→1983	18"/45cm	P1-2	18"/45cm
100	Estate, Saloon	44 (C3), 44, 44Q, C3, 4A (C4), 4A, C4	1982→1991	21"/53cm	P1-2	21"/53cm



**MICHELIN****HYDROEDGE HYBRID WIPER BLADE**

MODEL	BODY STYLE	MARK/SERIES	YEAR	 		
				DRIVER	CLIP	PASSENGER
... AUDI						
100	Estate, Saloon	4A (C4), 4A, C4	1991→1994	22"/56cm	P1-2	22"/56cm
200	Saloon	44, 44Q	1985→1991	21"/53cm	P1-2	21"/53cm
A1	Hatchback	8X, 8X1, 8XF, 8XA, 8XK	2010→	24"/60cm	TL4-2	16"/40cm
A3	Hatchback	8L1	1996→2002	21"/53cm	P1-2	19"/48cm
A3	Hatchback	8L1, 8P1	2002→2004	24"/60cm	PH-3/PH2	17"/43cm
A3	Saloon, Hatchback, Convertible	8P1, 8P7, 8PA, 8V, 8V1, 8VS	2004→2013	24"/60cm	PT-3	19"/48cm
A3	Saloon, Convertible	8V, 8VS	2013→	26"/65cm	TL4-2	19"/48cm
A4	Estate, Saloon	8D2, B5, 8D5	1995→2001	21"/53cm	P1-2	21"/53cm
A4	Estate, Saloon, Convertible	8E2, B6, 8E5, 8EC, B7, 8ED, 8H7, 8HE	2003→2009	22"/56cm	CL	22"/56cm
A4	Estate, Saloon	8K (B8), 8K2, B8, 8K5	2007→	24"/60cm	TL4-2	20"/50cm
A4 ALLROAD	Estate		2009→2015	24"/60cm	TL4-2	20"/50cm
A5	Hatchback, Coupe, Convertible	8F (B8), 8F7, 8T3, 8TA	2007→	24"/60cm	TL4-2	20"/50cm
A6	Estate, Saloon	4A, C4	1994→1997	22"/56cm	P1-2	20"/50cm
A6	Estate, Saloon	4B2, C5, 4B5	1997→2001	22"/56cm	P1-2	22"/56cm
A6	Estate, Saloon	4B2, C5, 4B5	2001→2005	22"/56cm	CL	22"/56cm



Correct clip (connector) for each application is shown above. Wiper packs contain all required clips, embossed with codes for easy reference.



**MICHELIN****HYDROEDGE HYBRID WIPER BLADE**



MODEL	BODY STYLE	MARK/SERIES	YEAR		CLIP	
				DRIVER		PASSENGER
... AUDI						
A6	Estate, Saloon	4F2, C6, 4F5, 4FH, 4G (C7), 4G2, C7, 4GC, 4G5, 4GD	2004→2011	22"/56cm	PT6	22"/56cm
A8	Saloon	4D2, 4D8	1994→2002	22"/56cm	P1-2	22"/56cm
A8	Saloon	4E_	2002→2009	22"/56cm	CL	22"/56cm
A8	Saloon	4H (D4), 4H_	2009→	26"/65cm	TL4-2	20"/50cm
ALLROAD	Estate	4BH, C5	2000→2005	22"/56cm	P1-2	22"/56cm
CABRIOLET	Convertible	8G7, B4	1993→2000	22"/56cm	P1-2	21"/53cm
Q3	SUV Closed	8U	2011→2018	24"/60cm	TL4-2	20"/50cm
Q5	SUV Closed	8R	2008→	24"/60cm	TL4-2	20"/50cm
Q7	SUV Closed	4L	2006→2016	26"/65cm	PT-3	26"/65cm
Q7	SUV Closed		2016→	26"/65cm	TL4-2	20"/50cm
TT	Coupe, Convertible	8N3, 8N9	1998→2003	22"/56cm	P1-2	21"/53cm
TT	Coupe, Convertible	8N3, 8N9	2003→2006	21"/53cm	PH-3/PH2	21"/53cm
TT	Coupe, Convertible	8J3, 8J9	2006→2014	22"/56cm	PT-3	21"/53cm
TT	Coupe	FV3	2014→	24"/60cm	TL4-2	19"/48cm


MICHELIN
HYDROEDGE HYBRID WIPER BLADE



MODEL	BODY STYLE	MARK/SERIES	YEAR	 DRIVER	CLIP	 PASSENGER
BENTLEY						
ARNAGE	Saloon, Coupe		1998→2009	24"/60cm	P1-2	24"/60cm
AZURE	Convertible		1995→2006	22"/56cm	P1-2	22"/56cm
AZURE	Convertible		2006→	24"/60cm	P1-2	24"/60cm
BROOKLANDS	Saloon		1992→1997	18"/45cm	P1-2	18"/45cm
BROOKLANDS	Coupe		2008→	24"/60cm	P1-2	24"/60cm
CONTINENTAL	Coupe		1991→2002	22"/56cm	P1-2	22"/56cm
CONTINENTAL	Saloon, Coupe, Convertible		2003→2013	22"/56cm	CL	22"/56cm
CONTINENTAL FLYING SPUR	Saloon		2005→2013	22"/56cm	CL	22"/56cm
EIGHT	Saloon		1986→1989	18"/45cm	P1-2	18"/45cm
FLYING SPUR	Saloon		2013→	24"/60cm	CL	24"/60cm
BMW						
1	Hatchback, Coupe, Convertible	E81/E87, E82, E87, E88, F20, F21	2003→	20"/50cm	PT-3	20"/50cm
2	Coupe, Convertible	F22	2013→	22"/56cm	PT-3	18"/45cm
3	Saloon	E21	1979→1983	18"/45cm	P1-2	18"/45cm
3	Estate, Saloon, Convertible	E30	1982→1994	20"/50cm	P1-2	20"/50cm

Correct clip (connector) for each application is shown above. Wiper packs contain all required clips, embossed with codes for easy reference.

**MICHELIN****HYDROEDGE HYBRID WIPER BLADE**

MODEL	BODY STYLE	MARK/SERIES	YEAR		CLIP	
				DRIVER		PASSENGER
... BMW						
3	Estate, Saloon, Hatchback, Coupe, Convertible	E36	1990→2000	21"/53cm	P1-2	20"/50cm
3	Estate, Saloon, Hatchback, Coupe, Convertible	E46, E90	1998→2006	22"/56cm	P1-2	20"/50cm
3	Estate, Saloon, Coupe, Convertible	E90, E91, E92, E93	2005→2009	24"/60cm	PH-3/PH2	19"/48cm
3	Estate, Saloon, Hatchback, Coupe, Convertible	E90, E91, E92, E93, F30, F31, F34, F35, F80	2009→2019	24"/60cm	PT-3	19"/48cm
4	Coupe, Convertible	F32/F82, F33/F83, F36	2013→	24"/60cm	PT-3	19"/48cm
5	Saloon	E12	1972→1981	17"/43cm	P1-2	17"/43cm
5	Saloon	E28	1981→1987	18"/45cm	P1-2	18"/45cm
5	Estate, Saloon	E34	1988→1997	24"/60cm	P1-2	22"/56cm
5	Estate, Saloon	E60, E61	2003→2010	24"/60cm	PT-3	22"/56cm
5	Hatchback	F07	2009→2017	26"/65cm	TL4-1	19"/48cm
5	Estate, Saloon	F10, F18, F11	2010→2016	26"/65cm	TL4-1	18"/45cm
6	Coupe	E63	2004→2011	22"/56cm	PT-3	24"/60cm
6	Convertible	E64	2004→2011	24"/60cm	PT-3	22"/56cm
7	Saloon	E32	1986→1987	18"/45cm	P1-2	18"/45cm
7	Saloon	E32, E38	1987→2001	24"/60cm	P1-2	24"/60cm


MICHELIN
HYDROEDGE HYBRID WIPER BLADE



MODEL	BODY STYLE	MARK/SERIES	YEAR	 DRIVER	CLIP	 PASSENGER
... BMW						
7	Saloon	F01, F02, F03, F04	2008→2015	26"/65cm	TL4-1	19"/48cm
7	Saloon		2015→	26"/65cm	TL-2	19"/48cm
I3	Hatchback	I01	2013→	28"/70cm	PH-3/PH2	21"/53cm
X1	Estate	E84	2009→2015	24"/60cm	PT-3	18"/45cm
X3	SUV Closed	E83	2004→2010	22"/56cm	P1-2	20"/50cm
X3	SUV Closed	F25	2010→2017	26"/65cm	PH-3/PH2	20"/50cm
X5	SUV Closed	E53	2000→2006	24"/60cm	P1-2	22"/56cm
X5	SUV Closed	E70	2007→2012	24"/60cm	PH-3/PH2	20"/50cm
X5	SUV Closed	F15, F15/F85	2012→2013	24"/60cm	TL-2	20"/50cm
X5	SUV Closed	F15, F15/F85	2013→2018	24"/60cm	P1-2	20"/50cm
X6	SUV Closed	E71, E72	2008→2012	24"/60cm	PH-3/PH2	20"/50cm
X6	SUV Closed	E71, E72	2012→2014	24"/60cm	TL-2	20"/50cm
Z3	Convertible	E36	1995→2003	20"/50cm	P1-2	20"/50cm
Z4	Coupe, Convertible	E85, E86, E89	2003→2017	21"/53cm	P1-2	20"/50cm

Correct clip (connector) for each application is shown above. Wiper packs contain all required clips, embossed with codes for easy reference.





MICHELIN

HYDROEDGE HYBRID WIPER BLADE

MODEL	BODY STYLE	MARK/SERIES	YEAR		CLIP	
				DRIVER		PASSENGER
CADILLAC						
CTS	Saloon		2002→2007	22"/56cm	P1-2	21"/53cm
CTS	Saloon		2008→2013	22"/56cm	P1-2	19"/48cm
ESCALADE	Ute, SUV Closed		2006→2014	22"/56cm	P1-2	22"/56cm
CHERY						
A1	Hatchback		2007→2015	21"/53cm	P1-2	16"/40cm
A3	Hatchback		2009→	24"/60cm	P1-2	16"/40cm
J11	SUV Closed		2005→	24"/60cm	P1-2	19"/48cm
J11	SUV Closed		2007→2015	21"/53cm	P1-2	16"/40cm
J11/TIGGO	SUV Closed		2007→2010	21"/53cm	P1-2	16"/40cm
J11/TIGGO	SUV Closed		2009→	24"/60cm	P1-2	19"/48cm
CHEVROLET						
AVALANCHE	Ute		2007→2008	22"/56cm	PT-3	22"/56cm
AVALANCHE	Ute		2008→2013	22"/56cm	P1-2	22"/56cm
CORVETTE	Coupe, Convertible		2004→2013	21"/53cm	P1-2	21"/53cm






MICHELIN
HYDROEDGE HYBRID WIPER BLADE

MODEL	BODY STYLE	MARK/SERIES	YEAR	 DRIVER	CLIP	 PASSENGER
CHRYSLER						
300	Estate, Saloon	LX	2004→2010	22"/56cm	P1-2	22"/56cm
300 C	Estate, Saloon	(I)	2004→2010	22"/56cm	P1-2	22"/56cm
CIRRUS/SEBRING	Saloon	JR	2001→2007	22"/56cm	P1-2	22"/56cm
CROSSFIRE	Coupe, Convertible		2003→2007	20"/50cm	P1-2	22"/56cm
GRAND VOYAGER	MPV	RT	2007→2015	26"/65cm	P1-2	22"/56cm
NEON	Saloon	PL	1994→1999	21"/53cm	P1-2	18"/45cm
NEON	Saloon		1999→2005	22"/56cm	P1-2	19"/48cm
PT CRUISER	Estate, Convertible	PT_	2000→2010	20"/50cm	P1-2	21"/53cm
SEBRING	Saloon	JS	2007→2010	24"/60cm	P1-2	22"/56cm
SEBRING	Convertible	JS	2007→2010	22"/56cm	P1-2	22"/56cm
VOYAGER	MPV	GS	1995→2000	28"/70cm	P1-2	26"/65cm
VOYAGER	MPV	RG, RS	2000→2008	28"/70cm	P1-2	28"/70cm
CITROEN						
AX	Hatchback	ZA_	1987→1997	22"/56cm	P1-2	Front Single Blade
BERLINGO	Van	M_	1996→2008	22"/56cm	P1-2	22"/56cm

Correct clip (connector) for each application is shown above. Wiper packs contain all required clips, embossed with codes for easy reference.

**MICHELIN****HYDROEDGE HYBRID WIPER BLADE**

MODEL	BODY STYLE	MARK/SERIES	YEAR		CLIP	
				DRIVER		PASSENGER
... CITROEN						
BX	Estate, Hatchback	XB_	1982→1994	20"/50cm	P1-2	Front Single Blade
C2	Hatchback	JM_	2003→2009	24"/60cm	P1-2	18"/45cm
C3	Hatchback	FC_	2002→2009	24"/60cm	P1-2	18"/45cm
C4	Hatchback	B7	2010→2018	26"/65cm	TL-2	30"/75cm
C4 AIRCROSS	SUV Closed		2010→2017	24"/60cm	P1-2	26"/65cm
C4 GRAND PICASSO	MPV	3A, 3D, 3E (II)	2013→2018	32"/80cm	TL-2	30"/75cm
C4 PICASSO	MPV		2013→2018	32"/80cm	TL-2	30"/75cm
C5	Estate, Hatchback	DC_, DE_	2001→2004	26"/65cm	P1-2	18"/45cm
C5	Estate, Hatchback	RC_, RE_, TD (II), TD_	2007→2018	26"/65cm	PH-3/PH2	18"/45cm
C5	Saloon	RD (II), RD_	2008→2016	28"/70cm	PT-3	22"/56cm
C6	Saloon	TD_	2005→2012	28"/70cm	PH-3/PH2	28"/70cm
DISPATCH/JUMPY	Van		2007→2016	26"/65cm	P1-2	20"/50cm
DS3	Hatchback, Convertible		2010→	24"/60cm	BL-2	16"/40cm
DS4	Hatchback	N	2011→	30"/75cm	TL-2	26"/65cm
DS5	Hatchback		2011→	30"/75cm	TL-2	26"/65cm





**MICHELIN****HYDROEDGE HYBRID WIPER BLADE**

MODEL	BODY STYLE	MARK/SERIES	YEAR	DRIVER	CLIP	PASSENGER
... CITROEN						
XANTIA	Estate, Hatchback	X1, X2	1993→2003	24"/60cm	P1-2	19"/48cm
XM	Hatchback	Y3, Y4	1989→2000	22"/56cm	P1-2	22"/56cm
XSARA	Hatchback, Coupe	N0, N1	1997→2005	22"/56cm	P1-2	20"/50cm
DAEWOO						
1.5I	Saloon		1994→1995	18"/45cm	P1-2	18"/45cm
CIELO/NEXIA	Saloon, Hatchback	KLETN	1995→1997	18"/45cm	P1-2	18"/45cm
CIELO LOAD RUNNER	Van	KLETN	1996→1997	17"/43cm	P1-2	17"/43cm
ESPERO	Saloon	KLEJ	1995→1999	19"/48cm	P1-2	19"/48cm
KALOS	Saloon, Hatchback	KLAS	2002→2004	22"/56cm	P1-2	16"/40cm
LACETTI	Saloon	J200	2003→2004	20"/50cm	P1-2	20"/50cm
LANOS	Saloon, Hatchback	KLAT	1997→2002	19"/48cm	P1-2	19"/48cm
LANOS	Saloon	KLAT	2008→2014	26"/65cm	TL-2	20"/50cm
LEGANZA	Saloon	KLAV	1997→2002	22"/56cm	P1-2	19"/48cm
MATIZ	Hatchback	KLYA	1998→2005	21"/53cm	P1-2	15"/38cm
MUSSO	SUV Closed	FJ	1999→2005	20"/50cm	P1-2	18"/45cm

Correct clip (connector) for each application is shown above. Wiper packs contain all required clips, embossed with codes for easy reference.

**MICHELIN****HYDROEDGE HYBRID WIPER BLADE**



MODEL	BODY STYLE	MARK/SERIES	YEAR		CLIP	
				DRIVER		PASSENGER
... DAEWOO						
NUBIRA	Estate, Saloon, Hatchback	KLAJ	1997→2003	20"/50cm	P1-2	20"/50cm
REZZO/TACUMA	MPV	KLAU	2000→2005	24"/60cm	P1-2	19"/48cm
DAIHATSU						
APPLAUSE	Saloon	A101, A111	1989→2000	20"/50cm	P1-2	16"/40cm
BOON/SIRION	Hatchback	M3_	2005→2010	20"/50cm	P1-2	16"/40cm
CHARADE	Saloon, Hatchback	G10, G11, G30, G11/G30, G100, G101, G102	1981→1993	18"/45cm	P1-2	18"/45cm
CHARADE	Hatchback	G200, G202	1993→2000	19"/48cm	P1-2	18"/45cm
CHARADE	Hatchback	L2_	2003→2011	20"/50cm	P1-2	14"/35cm
CHARADE/CUORE	Hatchback	L501	1994→1998	18"/45cm	P1-2	16"/40cm
CHARADE/VALERA	Saloon	G203	1994→2000	19"/48cm	P1-2	18"/45cm
COPEN	Convertible		2003→2012	18"/45cm	P1-2	16"/40cm
CUORE/MIRA	Hatchback	L201	1990→1994	14"/35cm	P1-2	14"/35cm
CUORE/MIRA	Hatchback	L7_	1998→2003	18"/45cm	P1-2	16"/40cm
FEROZA/SPORTRAK	SUV Open, SUV Closed	F300	1988→1999	15"/38cm	P1-2	15"/38cm
FEROZA/SPORTRAK	SUV Open, SUV Closed	F300	1988→1999	16"/40cm	P1-2	16"/40cm





2

**MICHELIN****HYDROEDGE HYBRID WIPER BLADE**

MODEL	BODY STYLE	MARK/SERIES	YEAR	 DRIVER	CLIP	 PASSENGER
... DAIHATSU						
FOURTRAK/ROCKY	SUV Open, SUV Closed	F7, F8	1985→1998	15"/38cm	P1-2	15"/38cm
GRAN/PYZAR	MPV	G3	1996→2002	20"/50cm	P1-2	19"/48cm
HANDI	Van	(L5_, L7_)	1995→2000	18"/45cm	P1-2	16"/40cm
HANDIVAN	Van	(_L_)	1981→1986	18"/45cm	P1-2	16"/40cm
HANDIVAN	Van	(_L_)	1986→1990	16"/40cm	P1-2	16"/40cm
MIRA	Van	(L200, L201, L2_)	1995→1995	18"/45cm	P1-2	16"/40cm
MOVE	MPV	L6, L9	1996→2002	17"/43cm	P1-2	15"/38cm
ROCKY HARD TOP	SUV Closed	F7/F8	1985→1998	15"/38cm	P1-2	15"/38cm
ROCKY SOFT TOP	SUV Open	F7/F8	1985→1998	15"/38cm	P1-2	15"/38cm
SIRION	Hatchback	M1	1998→2005	19"/48cm	P1-2	18"/45cm
SIRION/STORIA	Hatchback	M1	1998→2005	19"/48cm	P1-2	18"/45cm
TARUNA/TERIOS	SUV Closed	J1	1997→2005	20"/50cm	P1-2	14"/35cm
YRV	Estate	M2	2001→2005	21"/53cm	P1-2	14"/35cm

Correct clip (connector) for each application is shown above. Wiper packs contain all required clips, embossed with codes for easy reference.

13





MICHELIN

HYDROEDGE HYBRID WIPER BLADE

MODEL	BODY STYLE	MARK/SERIES	YEAR	DRIVER	CLIP	PASSENGER
DAIMLER						
2.8	Saloon		1969→1986	16"/40cm	P1-2	16"/40cm
DAIMLER	Saloon	X30_	1997→2002	21"/53cm	P1-2	Front Single Blade
LIMOUSINE	Saloon		1968→1991	14"/35cm	P1-2	14"/35cm
XJ	Saloon		1989→1994	16"/40cm	P1-2	16"/40cm
XJ	Saloon		1989→1994	21"/53cm	P1-2	Front Single Blade
DODGE						
AVENGER	Saloon		2007→2010	24"/60cm	P1-2	22"/56cm
CALIBER	Hatchback		2006→2012	24"/60cm	P1-2	17"/43cm
NITRO	SUV Closed		2006→2012	19"/48cm	P1-2	19"/48cm
RAM 1500	Ute		2001→2008	24"/60cm	P1-2	24"/60cm
RAM 1500	Ute		2008→2010	22"/56cm	P1-2	22"/56cm
RAM 2500	Ute		2001→2008	24"/60cm	P1-2	24"/60cm
RAM 2500	Ute		2008→2008	22"/56cm	P1-2	22"/56cm
RAM 3500	Ute, Platform/Chassis		2001→2008	24"/60cm	P1-2	24"/60cm
RAM 3500	Platform/Chassis		2008→2008	22"/56cm	P1-2	22"/56cm




MICHELIN
HYDROEDGE HYBRID WIPER BLADE

MODEL	BODY STYLE	MARK/SERIES	YEAR			
				DRIVER	CLIP	
DS						
DS3	Convertible		2015→	24"/60cm	BL-2	16"/40cm
DS5	Hatchback		2011→	30"/75cm	TL-2	26"/65cm
EUNOS						
500	Saloon		1992→1999	21"/53cm	P1-2	20"/50cm
800	Saloon	E65, TA	1993→2002	18"/45cm	P1-2	18"/45cm
FERRARI						
5__ MARANELLO	Coupe		2002→2006	24"/60cm	P1-2	24"/60cm
348	Coupe		1990→1994	20"/50cm	P1-2	20"/50cm
360	Coupe, Convertible	F131	1999→2005	24"/60cm	P1-2	21"/53cm
458	Coupe, Convertible		2009→2015	26"/65cm	P1-2	20"/50cm
488 GTB	Coupe		2015→	26"/65cm	P1-2	20"/50cm
512	Coupe		1976→1996	18"/45cm	P1-2	Front Single Blade
599 GTB/GTO	Coupe		2006→2012	24"/60cm	P1-2	18"/45cm
612	Coupe		2004→2011	26"/65cm	P1-2	18"/45cm
CALIFORNIA	Convertible	F149	2008→2013	26"/65cm	P1-2	16"/40cm

Correct clip (connector) for each application is shown above. Wiper packs contain all required clips, embossed with codes for easy reference.



MICHELIN

HYDROEDGE HYBRID WIPER BLADE

MODEL	BODY STYLE	MARK/SERIES	YEAR	DRIVER	CLIP	PASSENGER
... FERRARI						
F12 BERLINETTA	Coupe		2012→	28"/70cm	P1-2	17"/43cm
F430	Coupe, Convertible		2005→2009	24"/60cm	P1-2	20"/50cm
FF	Coupe		2011→	28"/70cm	P1-2	17"/43cm
GTC4 LUSSO / LUSSO T	Coupe		2016→	28"/70cm	P1-2	17"/43cm
SUPERAMERICA	Convertible		2005→2006	24"/60cm	P1-2	18"/45cm
FIAT						
BRAVO/RITMO	Hatchback	198	2007→2015	24"/60cm	TL-2	17"/43cm
FREEMONT	Estate	JC, JF_	2011→	24"/60cm	P1-2	18"/45cm
PUNTO	Hatchback	199	2005→	26"/65cm	PT-3	15"/38cm
SCUDO	Van	270_	2007→2017	28"/70cm	P1-2	20"/50cm
FORD						
CAPRI	Convertible	SA/SC/SE, SA I, SA II, SC, SE	1989→1994	20"/50cm	P1-2	16"/40cm
COUGAR	Coupe	SW, SX	1999→2003	22"/56cm	P1-2	20"/50cm
COURIER	Ute		1978→1985	16"/40cm	P1-2	16"/40cm
COURIER	Ute, Platform/Chassis	PC, PD, PE, PG, PH	1985→2006	18"/45cm	P1-2	18"/45cm




MICHELIN
HYDROEDGE HYBRID WIPER BLADE

MODEL	BODY STYLE	MARK/SERIES	YEAR	DRIVER	CLIP	PASSENGER
... FORD						
ECONOVAN	Van, Platform/Chassis	JG, JH,	1985→2006	16"/40cm	P1-2	16"/40cm
ECOSPORT	SUV Closed		2013→	22"/56cm	P1-2	16"/40cm
ESCAPE	SUV Closed		2016→	28"/70cm	PT-3	28"/70cm
EXPLORER	SUV Closed	U_	1996→2001	18"/45cm	P1-2	18"/45cm
F150	Ute		1986→1996	18"/45cm	P1-2	18"/45cm
F150	Ute		1996→2014	22"/56cm	P1-2	22"/56cm
F150	Ute		1998→2003	20"/50cm	P1-2	20"/50cm
F350	Ute		1993→1996	18"/45cm	P1-2	18"/45cm
F350	Ute		1997→2014	22"/56cm	P1-2	22"/56cm
F350	Ute		1998→2007	20"/50cm	P1-2	20"/50cm
FAIRLANE	Saloon	AU, BA, BF, NF, NL	1995→2007	22"/56cm	P1-2	22"/56cm
FALCON	Estate, Saloon	XA, XB, XC	1972→1979	16"/40cm	P1-2	16"/40cm
FALCON	Van, Ute, Estate, Saloon	XD, XE, XF	1979→1993	18"/45cm	P1-2	16"/40cm
FALCON	Ute, Estate, Saloon, Platform/Chassis	AU, BA, BF, EA, EB, ED, EF, EL	1988→2008	22"/56cm	P1-2	22"/56cm
FALCON	Van, Ute	XG, XH	1993→1999	18"/45cm	P1-2	18"/45cm

Correct clip (connector) for each application is shown above. Wiper packs contain all required clips, embossed with codes for easy reference.





MICHELIN

HYDROEDGE HYBRID WIPER BLADE

MODEL	BODY STYLE	MARK/SERIES	YEAR		CLIP	
				DRIVER		PASSENGER
... FORD						
FALCON	Ute, Saloon, Platform/Chassis	FG	2008→2014	22"/56cm	P1-2	20"/50cm
FESTIVA	Hatchback	WA, WB, WF	1991→2001	20"/50cm	P1-2	16"/40cm
FIESTA	Hatchback	WP, WQ	2004→2008	22"/56cm	P1-2	16"/40cm
FOCUS	Saloon, Hatchback	LR	2002→2005	22"/56cm	P1-2	19"/48cm
FOCUS	Saloon, Hatchback, Coupe	LR, LS, LT, LV	2005→2011	26"/65cm	PH-3/PH2	17"/43cm
KA	Hatchback	TA, TB	1999→2003	18"/45cm	P1-2	16"/40cm
KUGA	SUV Closed	TE	2012→	28"/70cm	PT-3	26"/65cm
KUGA	SUV Closed		2014→2016	28"/70cm	PT-3	28"/70cm
LASER	Hatchback	KA, KB	1981→1985	18"/45cm	P1-2	16"/40cm
LASER	Saloon, Hatchback	KC, KE	1985→1990	18"/45cm	P1-2	18"/45cm
LASER	Saloon, Hatchback	KF, KH, KJ, KN, KQ	1990→2002	20"/50cm	P1-2	18"/45cm
LTD	Saloon	FC, FD, FE	1979→1986	18"/45cm	P1-2	18"/45cm
LTD	Saloon	AU, BA, BF, DA, DC, DF, DL	1988→2007	22"/56cm	P1-2	22"/56cm
MAVERICK	Ute, Platform/Chassis, SUV Closed	DA	1988→1994	18"/45cm	P1-2	18"/45cm
MONDEO	Estate, Saloon, Hatchback	HA, HB, HC, HD, HE	1995→2001	21"/53cm	P1-2	20"/50cm



**MICHELIN****HYDROEDGE HYBRID WIPER BLADE**

MODEL	BODY STYLE	MARK/SERIES	YEAR	 DRIVER	CLIP	 PASSENGER
... FORD						
MONDEO	Estate, Saloon, Hatchback	MA, MB, MC	2007→	26"/65cm	TL-2	19"/48cm
MONDEO	Estate, Hatchback	MA, MB, MC, MD	2014→	26"/65cm	PT-3	26"/65cm
PROBE	Coupe	ST, SU, SV	1994→1998	20"/50cm	P1-2	20"/50cm
RAIDER	SUV Closed	UV	1991→1997	18"/45cm	P1-2	18"/45cm
RANGER	Ute, Platform/Chassis	PJ, PK	2006→2011	18"/45cm	P1-2	18"/45cm
RANGER	Ute, Platform/Chassis	PX	2011→	24"/60cm	P1-2	16"/40cm
RANGER	Ute		2018→	24"/60cm	P1-2	15"/38cm
TELSTAR	Saloon, Hatchback	AR, AS, AT, AV	1984→1991	18"/45cm	P1-2	18"/45cm
TELSTAR	Saloon, Hatchback	AX, AY	1992→1996	20"/50cm	P1-2	19"/48cm
TERRITORY	SUV Closed	SX, SY, SZ	2004→	22"/56cm	P1-2	22"/56cm
TICKFORD	Saloon	AU	1999→2002	22"/56cm	P1-2	22"/56cm
TRANSIT	Bus		1973→1978	15"/38cm	P1-2	15"/38cm
TRANSIT	Van	125, 175	1978→1983	20"/50cm	P1-2	20"/50cm
TRANSIT	Van, Platform/Chassis, Bus	VF, VG, VH, VJ	1986→2000	22"/56cm	P1-2	22"/56cm
TRANSIT	Van, Platform/Chassis, Bus	VH, VJ, VM	2000→2014	28"/70cm	P1-2	24"/60cm

Correct clip (connector) for each application is shown above. Wiper packs contain all required clips, embossed with codes for easy reference.





MICHELIN

HYDROEDGE HYBRID WIPER BLADE

MODEL	BODY STYLE	MARK/SERIES	YEAR	DRIVER	CLIP	PASSENGER
... FORD						
TRANSIT	Van, Platform/Chassis	VM	2006→2014	26"/65cm	P1-2	22"/56cm
TRANSIT	Van	VM	2014→	30"/75cm	TL-2	20"/50cm
TRANSIT CUSTOM	Van		2013→	28"/70cm	PT-3	28"/70cm
GEELY						
MK	Saloon		2005→2016	18"/45cm	P1-2	21"/53cm
GREAT WALL						
H6	SUV Closed		2015→	24"/60cm	P1-2	16"/40cm
STEED 5	Ute		2012→	22"/56cm	P1-2	19"/48cm
V-SERIES	Ute	FENGJUN 5	2009→	22"/56cm	P1-2	19"/48cm
X-SERIES	SUV Closed	HOVER H5	2010→	20"/50cm	P1-2	19"/48cm
HOLDEN						
ADVENTRA	Estate	VY, VZ	2003→2009	22"/56cm	P1-2	20"/50cm
APOLLO	Estate, Saloon	JK, JL	1989→1993	20"/50cm	P1-2	18"/45cm
APOLLO	Estate, Saloon	JM, JP	1993→1997	22"/56cm	P1-2	20"/50cm
ASTRA	Saloon, Hatchback	LB, LC, TR, TS	1984→2000	18"/45cm	P1-2	18"/45cm





MICHELIN

HYDROEDGE HYBRID WIPER BLADE





MODEL	BODY STYLE	MARK/SERIES	YEAR	DRIVER	CLIP	PASSENGER
... HOLDEN						
ASTRA	Saloon, Hatchback	LD	1987→1989	20"/50cm	P1-2	20"/50cm
ASTRA	Saloon, Hatchback, Convertible	TS	2000→2006	20"/50cm	P1-2	19"/48cm
ASTRA	Estate, Hatchback, Coupe, Convertible	AH	2005→2010	22"/56cm	PH-3/PH2	18"/45cm
BARINA	Hatchback, Convertible	MB, MF, ML, SB	1985→2000	18"/45cm	P1-2	18"/45cm
BARINA	Hatchback	MH	1991→1994	20"/50cm	P1-2	18"/45cm
BARINA	Hatchback	XC	2000→2005	19"/48cm	P1-2	17"/43cm
BARINA	Saloon, Hatchback	TK	2005→2012	21"/53cm	P1-2	15"/38cm
BARINA	Saloon, Hatchback	TM	2011→	26"/65cm	PT-3	15"/38cm
BARINA SPARK	Hatchback	MJ	2010→	22"/56cm	P1-2	15"/38cm
CALAIS	Saloon	VK, VK (I)	1984→1986	18"/45cm	P1-2	18"/45cm
CALAIS	Estate, Saloon	VL, VN, VP, VR, VS	1986→1997	20"/50cm	P1-2	20"/50cm
CALAIS	Saloon	VT, VX, VY, VZ	1997→2006	22"/56cm	P1-2	20"/50cm
CALAIS	Estate, Saloon	VE, VF	2006→	26"/65cm	PT-3	15"/38cm
CALIBRA	Coupe	YE	1991→1997	18"/45cm	P1-2	18"/45cm
CAPRICE	Saloon	VQ, VR, VS	1990→1999	20"/50cm	P1-2	20"/50cm

Correct clip (connector) for each application is shown above. Wiper packs contain all required clips, embossed with codes for easy reference.

**MICHELIN****HYDROEDGE HYBRID WIPER BLADE**

MODEL	BODY STYLE	MARK/SERIES	YEAR	DRIVER	CLIP	PASSENGER
... HOLDEN						
CAPRICE	Saloon	WH, WK, WL	1999→2006	22"/56cm	P1-2	20"/50cm
CAPRICE	Saloon	WM, WN	2006→	26"/65cm	PT-3	15"/38cm
CAPTIVA	SUV Closed	CG	2006→	24"/60cm	P1-2	16"/40cm
CAPTIVA 5	SUV Closed	CG	2011→	24"/60cm	P1-2	16"/40cm
CAPTIVA 7	SUV Closed	CG	2011→	24"/60cm	P1-2	16"/40cm
COLORADO (08-12)	Ute, Platform/Chassis	RC	2008→2012	22"/56cm	P1-2	19"/48cm
COMBO	Van	SB	1996→2002	18"/45cm	P1-2	18"/45cm
COMMODORE	Estate, Saloon	VB, VC, VH, VK, VL	1978→1988	18"/45cm	P1-2	18"/45cm
COMMODORE	Ute, Estate, Saloon	VG, VL, VN, VP, VR, VS	1986→2000	20"/50cm	P1-2	20"/50cm
COMMODORE	Ute, Estate, Saloon	VT, VU, VX, VY, VZ	1997→2007	22"/56cm	P1-2	20"/50cm
COMMODORE	Ute, Estate, Saloon	VE, VE (IV), VF, VF (IV)	2006→	26"/65cm	PT-3	15"/38cm
CREWMAN	Ute	VY, VZ	2003→2007	22"/56cm	P1-2	20"/50cm
CRUZE	Estate, Saloon, Hatchback	JG, JH	2009→	24"/60cm	P1-2	17"/43cm
EPICA	Saloon	EP	2007→	21"/53cm	P1-2	20"/50cm
EQUINOX	SUV Closed		2017→	26"/65cm	P1-2	20"/50cm

**MICHELIN****HYDROEDGE HYBRID WIPER BLADE**

MODEL	BODY STYLE	MARK/SERIES	YEAR	 DRIVER	CLIP	 PASSENGER
... HOLDEN						
FRONTERA	SUV Closed	UES	1995→2004	18"/45cm	P1-2	18"/45cm
GTO	Coupe		2001→2003	22"/56cm	P1-2	20"/50cm
INSIGNIA	Saloon		2015→	24"/60cm	P1-2	18"/45cm
JACKAROO	SUV Closed	UBS	1981→1988	16"/40cm	P1-2	16"/40cm
JACKAROO	SUV Closed	UBS	1988→1991	18"/45cm	P1-2	18"/45cm
JACKAROO	SUV Closed	UBS	1992→1998	20"/50cm	P1-2	19"/48cm
JACKAROO	SUV Closed	UBS	1998→2004	21"/53cm	P1-2	20"/50cm
MALIBU	Saloon	V300	2013→	24"/60cm	P1-2	18"/45cm
MALOO	Ute		2013→	26"/65cm	PT-3	15"/38cm
MONARO	Saloon	HZ	1977→1980	16"/40cm	P1-2	16"/40cm
MONARO	Coupe	V2, VZ	2001→2006	22"/56cm	P1-2	20"/50cm
NOVA	Saloon, Hatchback	LE, LF, LG	1989→1997	20"/50cm	P1-2	18"/45cm
ONE TONNER	Platform/Chassis	VY, VZ	2003→2005	22"/56cm	P1-2	20"/50cm
RODEO	Ute, Platform/Chassis	KB, TF	1978→2003	18"/45cm	P1-2	18"/45cm
RODEO	Ute, Platform/Chassis	RA	2002→2008	22"/56cm	P1-2	19"/48cm

Correct clip (connector) for each application is shown above. Wiper packs contain all required clips, embossed with codes for easy reference.

**MICHELIN****HYDROEDGE HYBRID WIPER BLADE**

MODEL	BODY STYLE	MARK/SERIES	YEAR	DRIVER	CLIP	PASSENGER
... HOLDEN						
SHUTTLE	Van, Bus	WFR	1982→1991	18"/45cm	P1-2	18"/45cm
SPARK	Hatchback		2015→	24"/60cm	P1-2	14"/35cm
STATESMAN	Saloon	WB	1980→1985	18"/45cm	P1-2	18"/45cm
STATESMAN	Saloon	VQ, VR, VS	1990→1999	20"/50cm	P1-2	20"/50cm
STATESMAN	Saloon	WH	1999→2004	22"/56cm	P1-2	20"/50cm
SUBURBAN	Estate		1998→2000	18"/45cm	P1-2	18"/45cm
TIGRA	Convertible	XC	2005→2007	19"/48cm	P1-2	19"/48cm
VECTRA	Estate, Saloon, Hatchback	JR, JS	1997→2003	19"/48cm	P1-2	19"/48cm
VECTRA	Saloon, Hatchback	ZC	2002→2006	22"/56cm	P1-2	18"/45cm
VIVA	Estate, Saloon, Hatchback	JF	2005→2009	22"/56cm	P1-2	19"/48cm
VOLT	Hatchback		2011→	26"/65cm	TL-2	26"/65cm
ZAFIRA	MPV	TT	2001→2006	24"/60cm	P1-2	24"/60cm
HONDA						
ACCORD	Estate, Saloon, Hatchback	AC, AD, CA4, CA5, Mk II AC/AD, SJ/SY (I/II)	1979→1989	18"/45cm	P1-2	18"/45cm
ACCORD	Saloon	CG, CK, Mk VII CG/CH	1997→2002	22"/56cm	P1-2	18"/45cm



**MICHELIN****HYDROEDGE HYBRID WIPER BLADE****DRIVER****PASSENGER**

MODEL	BODY STYLE	MARK/SERIES	YEAR	DRIVER	CLIP	PASSENGER
... HONDA						
ACCORD	Saloon	CL, CM, CP, Mk VII CL/CM, Mk VIII CP	2003→2008	24"/60cm	P1-2	18"/45cm
ACCORD	Saloon	CU	2008→2012	24"/60cm	P1-2	21"/53cm
CITY	Saloon	GM	2009→2013	20"/50cm	P1-2	15"/38cm
CIVIC	Hatchback	Mk I SB/SG/SE, Mk II SF/SL/SR/SS/ST	1972→1983	16"/40cm	P1-2	16"/40cm
CIVIC	Estate, Saloon, Hatchback	Mk I AN/AR, Mk III AL/AJ/AG/AH, Mk III AM/AK/AU	1983→1986	18"/45cm	P1-2	18"/45cm
CIVIC	Saloon, Coupe	EJ, EK, EM1	1995→2000	20"/50cm	P1-2	18"/45cm
CIVIC	Saloon, Hatchback	FD, FA, FN, FK	2005→2012	28"/70cm	P1-2	22"/56cm
CIVIC	Saloon	FB, FG, Mk IX FB/FG	2011→2015	26"/65cm	P1-2	22"/56cm
CIVIC	Saloon, Hatchback	FB, FG, FK, Mk IX FB/FG	2012→	26"/65cm	P1-2	18"/45cm
CONCERTO	Hatchback	HW	1989→1995	18"/45cm	P1-2	18"/45cm
CR-V	SUV Closed	RD	1995→2001	19"/48cm	P1-2	19"/48cm
CR-V	SUV Closed	RD_	2001→2006	21"/53cm	P1-2	20"/50cm
CR-V	SUV Closed		2012→2016	26"/65cm	P1-2	16"/40cm
CR-V	SUV Closed		2016→2018	26"/65cm	P1-2	17"/43cm
CRX	Coupe	ED, EE	1987→1989	20"/50cm	P1-2	19"/48cm

Correct clip (connector) for each application is shown above. Wiper packs contain all required clips, embossed with codes for easy reference.



**MICHELIN****HYDROEDGE HYBRID WIPER BLADE**



MODEL	BODY STYLE	MARK/SERIES	YEAR		CLIP	
				DRIVER		PASSENGER
... HONDA						
CR-Z	Coupe	ZF1	2010→2016	26"/65cm	P1-2	21"/53cm
HR-V	SUV Closed	GH	1999→2007	20"/50cm	P1-2	17"/43cm
HR-V	SUV Closed		2015→	26"/65cm	P1-2	18"/45cm
INSIGHT	Coupe	ZE	2000→2006	22"/56cm	P1-2	19"/48cm
INSIGHT	Hatchback	ZE_	2009→2014	26"/65cm	P1-2	18"/45cm
INTEGRA	Hatchback, Coupe	DA, DC2, DC4, DC5	1985→2006	20"/50cm	P1-2	18"/45cm
JAZZ	Hatchback	Mk IV (GK_)	2014→	26"/65cm	P1-2	14"/35cm
LEGEND	Saloon, Coupe	HS, KA, KA7, KA8, KA9, KB (IV), KB_	1986→	20"/50cm	P1-2	19"/48cm
MDX	SUV Closed	YD	2003→2007	24"/60cm	P1-2	21"/53cm
NSX	Coupe	NA	1990→2005	20"/50cm	P1-2	20"/50cm
NSX	Convertible	NA	1995→2005	22"/56cm	P1-2	20"/50cm
NSX	Coupe		2016→	26"/65cm	P1-2	24"/60cm
ODYSSEY	MPV	RA, RB_	1999→2008	28"/70cm	P1-2	14"/35cm
ODYSSEY	MPV	RB3, RB4	2008→2013	26"/65cm	P1-2	17"/43cm
ODYSSEY	MPV	RC1, RC2	2013→	28"/70cm	P1-2	15"/38cm


MICHELIN
HYDROEDGE HYBRID WIPER BLADE

MODEL	BODY STYLE	MARK/SERIES	YEAR	DRIVER	CLIP	PASSENGER
... HONDA						
PRELUDE	Coupe	BB, Mk IV (BB)	1991→1996	22"/56cm	P1-2	19"/48cm
PRELUDE	Coupe	BB, Mk V (BB)	1996→2001	21"/53cm	P1-2	19"/48cm
S2000	Convertible	AP	1999→2009	16"/40cm	P1-2	20"/50cm
HSV						
CLUBSPORT	Estate, Saloon	VN, VP, VR, VS	1989→1997	20"/50cm	P1-2	20"/50cm
CLUBSPORT	Saloon	VT, VX, VY, VZ	1997→2006	22"/56cm	P1-2	20"/50cm
CLUBSPORT	Estate, Saloon	VE, VF	2006→	26"/65cm	PT-3	15"/38cm
COMMODORE	Saloon	VL, VN, VP	1988→1993	20"/50cm	P1-2	20"/50cm
GRANGE	Saloon	VS	1996→1998	24"/60cm	P1-2	24"/60cm
GRANGE	Saloon	WH	1999→2003	22"/56cm	P1-2	20"/50cm
GRANGE	Saloon	WM, WN	2007→	26"/65cm	PT-3	15"/38cm
GTS	Saloon	VR, VS	1994→1996	24"/60cm	P1-2	24"/60cm
GTS	Saloon, Coupe	VT, VX, VY	1997→2004	22"/56cm	P1-2	20"/50cm
GTS	Saloon	VE, VF	2006→	26"/65cm	PT-3	15"/38cm
MALOO	Ute	VZ	2004→2007	22"/56cm	P1-2	20"/50cm

Correct clip (connector) for each application is shown above. Wiper packs contain all required clips, embossed with codes for easy reference.

**MICHELIN****HYDROEDGE HYBRID WIPER BLADE**

MODEL	BODY STYLE	MARK/SERIES	YEAR		CLIP	
				DRIVER		PASSENGER
... HSV						
MALOO	Ute	VE, VF	2007→	26"/65cm	PT-3	15"/38cm
SENATOR	Saloon	VP, VR, VS	1992→1997	20"/50cm	P1-2	20"/50cm
SENATOR	Saloon	VT, VZ	1997→2006	22"/56cm	P1-2	20"/50cm
SENATOR	Saloon	VE, VF	2006→	26"/65cm	PT-3	15"/38cm
W427	Saloon	VE	2008→2013	26"/65cm	PT-3	15"/38cm
HUMMER						
HUMMER	Ute, SUV Closed		2002→2010	17"/43cm	P1-2	17"/43cm
HYUNDAI						
ACCENT	Saloon, Hatchback	X-3	1994→2000	20"/50cm	P1-2	18"/45cm
ACCENT	Saloon, Hatchback	LC	2000→2005	20"/50cm	P1-2	16"/40cm
ACCENT	Saloon, Hatchback	MC	2005→2010	22"/56cm	P1-2	16"/40cm
ACCENT	Saloon, Hatchback	RB	2010→	26"/65cm	P1-2	16"/40cm
COUPE	Coupe	RD	1996→2001	22"/56cm	P1-2	18"/45cm
ELANTRA	Saloon, Hatchback	XD	2000→2006	20"/50cm	P1-2	18"/45cm
ELANTRA	Saloon	HD	2006→2010	24"/60cm	P1-2	18"/45cm


MICHELIN
HYDROEDGE HYBRID WIPER BLADE

MODEL	BODY STYLE	MARK/SERIES	YEAR	 DRIVER	CLIP	 PASSENGER
... HYUNDAI						
ELANTRA	Saloon	MD, UD	2010→2016	28"/70cm	P1-2	14"/35cm
ELANTRA	Saloon		2016→	26"/65cm	P1-2	16"/40cm
EXCEL	Van, Saloon, Hatchback	X-2, X2	1989→1995	18"/45cm	P1-2	18"/45cm
GENESIS	Saloon	DH (II)	2014→2014	24"/60cm	P1-2	20"/50cm
GETZ	Hatchback	TB	2002→2009	14"/35cm	P1-2	14"/35cm
GRANDEUR	Saloon	XG	1998→2005	22"/56cm	P1-2	20"/50cm
GRANDEUR	Saloon	TG	2005→2011	24"/60cm	P1-2	20"/50cm
I20	Hatchback	PB, PBT	2008→2014	24"/60cm	P1-2	16"/40cm
I30	Estate, Hatchback	FD	2007→2010	24"/60cm	TL-2	18"/45cm
I30	Estate, Hatchback	FD	2010→2012	24"/60cm	P1-2	18"/45cm
I30	Estate, Hatchback	GD	2011→2017	26"/65cm	P1-2	14"/35cm
I30	Hatchback		2017→	26"/65cm	P1-2	16"/40cm
I40	Estate, Saloon	VF	2011→	26"/65cm	P1-2	16"/40cm
I45	Saloon	YF	2009→2010	24"/60cm	P1-2	20"/50cm
IX35	SUV Closed	LM, EL, ELH	2009→	24"/60cm	P1-2	16"/40cm

Correct clip (connector) for each application is shown above. Wiper packs contain all required clips, embossed with codes for easy reference.

**MICHELIN****HYDROEDGE HYBRID WIPER BLADE**

MODEL	BODY STYLE	MARK/SERIES	YEAR	DRIVER	CLIP	PASSENGER
... HYUNDAI						
IX35	SUV Closed	LM, EL, ELH	2010→2015	22"/56cm	P1-2	16"/40cm
ILOAD	Van	TQ	2008→	24"/60cm	P1-2	20"/50cm
IMAX	Bus	TQ	2008→	24"/60cm	P1-2	20"/50cm
KONA	Hatchback		2017→	26"/65cm	P1-2	16"/40cm
LANTRA	Saloon	J-1	1990→1995	20"/50cm	P1-2	19"/48cm
LANTRA	Estate, Saloon	J-2	1995→2000	20"/50cm	P1-2	18"/45cm
MATRIX	MPV	FC	2001→2010	22"/56cm	P1-2	16"/40cm
S	Coupe	SLC	1990→1996	19"/48cm	P1-2	18"/45cm
SANTA FÉ	SUV Closed	SM	2000→2006	22"/56cm	P1-2	20"/50cm
SANTA FÉ	SUV Closed	CM	2006→2012	24"/60cm	P1-2	18"/45cm
SANTA FÉ	SUV Closed	DM	2012→2018	26"/65cm	P1-2	14"/35cm
SONATA	Saloon	Y-2	1988→1993	20"/50cm	P1-2	18"/45cm
SONATA	Saloon	Y-3	1993→1998	20"/50cm	P1-2	20"/50cm
SONATA	Saloon	EF	1998→2005	22"/56cm	P1-2	20"/50cm
SONATA	Saloon	NF	2005→2009	24"/60cm	P1-2	20"/50cm

**MICHELIN****HYDROEDGE HYBRID WIPER BLADE**

MODEL	BODY STYLE	MARK/SERIES	YEAR	DRIVER	CLIP	PASSENGER
... HYUNDAI						
TERRACAN	SUV Closed	HP	2001→2006	22"/56cm	P1-2	20"/50cm
TIBURON	Coupe	GK	2002→2009	22"/56cm	P1-2	18"/45cm
TUCSON	SUV Closed	JM, LM, EL, ELH	2004→	24"/60cm	P1-2	16"/40cm
TUCSON	SUV Closed	LM, EL, ELH	2013→2015	22"/56cm	P1-2	16"/40cm
TUCSON	SUV Closed		2015→	26"/65cm	P1-2	16"/40cm
VELOSTER	Coupe	FS	2011→2017	26"/65cm	P1-2	18"/45cm
INFINITI						
Q30	Hatchback		2015→	24"/60cm	PT-3	19"/48cm
Q60	Coupe		2016→	26"/65cm	P1-2	17"/43cm
ISUZU						
D-MAX	Platform/Chassis	8DH, ATFR/ATFS	2007→	21"/53cm	P1-2	19"/48cm
D-MAX	Ute	ATFR/ATFS	2012→	22"/56cm	P1-2	19"/48cm
D-MAX/RODEO	Ute	8DH	2007→2012	22"/56cm	P1-2	19"/48cm
ELF	Van, Platform/Chassis		2003→2006	20"/50cm	P1-2	20"/50cm
MU-X	SUV Closed		2013→	22"/56cm	P1-2	19"/48cm

Correct clip (connector) for each application is shown above. Wiper packs contain all required clips, embossed with codes for easy reference.

**MICHELIN****HYDROEDGE HYBRID WIPER BLADE**



MODEL	BODY STYLE	MARK/SERIES	YEAR	DRIVER	CLIP	PASSENGER
IVECO						
DAILY	Van, Platform/Chassis		2006→2011	24"/60cm	P1-2	24"/60cm
JAGUAR						
F-TYPE	Coupe, Convertible	QQ6/X152	2012→	22"/56cm	P1-2	21"/53cm
S-TYPE	Saloon	CCX	1999→2001	22"/56cm	P1-2	22"/56cm
XE	Saloon		2015→	26"/65cm	TL-2	17"/43cm
XF	Saloon		2015→	26"/65cm	TL-2	17"/43cm
XJ	Saloon, Coupe		1968→1996	16"/40cm	P1-2	16"/40cm
XJ	Saloon	NAW, NBW, X300, XJ 40, 81	1975→2003	21"/53cm	P1-2	Front Single Blade
XJ	Saloon	X350, X358, X35_, _J12_, _J24_	2003→2010	24"/60cm	P1-2	19"/48cm
XJ	Saloon	X35_, _J12_, _J24_	2010→	22"/56cm	PT-3	19"/48cm
XJS	Coupe	XJ Coupe	1973→1996	16"/40cm	P1-2	16"/40cm
XJSC	Convertible		1985→1996	15"/38cm	P1-2	15"/38cm
XJSC	Convertible		1992→1993	16"/40cm	P1-2	16"/40cm
XK	Coupe, Convertible	QDV, QEV	1996→2005	21"/53cm	P1-2	21"/53cm
XK	Coupe, Convertible	_J43_	2006→2015	22"/56cm	P1-2	21"/53cm

**MICHELIN****HYDROEDGE HYBRID WIPER BLADE**

MODEL	BODY STYLE	MARK/SERIES	YEAR	DRIVER	CLIP	PASSENGER
... JAGUAR						
X-TYPE	Estate, Saloon	CF1	2001→2009	22"/56cm	P1-2	19"/48cm
JEEP						
CHEROKEE	SUV Closed	XJ	1996→2001	18"/45cm	P1-2	18"/45cm
CHEROKEE	SUV Closed	KJ	2001→2007	19"/48cm	P1-2	19"/48cm
CHEROKEE	SUV Closed	KL	2013→	26"/65cm	P1-2	18"/45cm
CHEROKEE/LIBERTY	SUV Closed	KJ, KK	2001→2012	19"/48cm	P1-2	19"/48cm
COMMANDER	SUV Closed	XK	2005→2010	18"/45cm	P1-2	18"/45cm
COMPASS	SUV Closed	MK49	2006→2016	22"/56cm	P1-2	20"/50cm
GRAND CHEROKEE	SUV Closed	ZJ	1992→1998	20"/50cm	P1-2	20"/50cm
GRAND CHEROKEE	SUV Closed	WH, WK, WJ, WG	1999→2010	21"/53cm	P1-2	21"/53cm
GRAND CHEROKEE	SUV Closed	WK, WK2	2010→	22"/56cm	P1-2	21"/53cm
PATRIOT	SUV Closed	MK74	2007→2011	22"/56cm	P1-2	20"/50cm
PATRIOT	SUV Closed	MK74	2011→2017	21"/53cm	P1-2	21"/53cm
WRANGLER	SUV Closed	JK	2007→2017	15"/38cm	P1-2	15"/38cm

Correct clip (connector) for each application is shown above. Wiper packs contain all required clips, embossed with codes for easy reference.

**MICHELIN****HYDROEDGE HYBRID WIPER BLADE**



MODEL	BODY STYLE	MARK/SERIES	YEAR		CLIP	
				DRIVER		PASSENGER
JMC						
VIGUS	Ute		2014→	24"/60cm	P1-2	24"/60cm
KIA						
CARENS	MPV	UN	2006→2012	26"/65cm	P1-2	16"/40cm
CARNIVAL	MPV	UP	2000→2001	24"/60cm	P1-2	24"/60cm
CARNIVAL	MPV	VQ	2006→	26"/65cm	P1-2	18"/45cm
CARNIVAL / GRAND CARNIVAL	MPV	MB (III)	2006→2014	26"/65cm	P1-2	18"/45cm
CEE'D	Estate	ED (I)	2007→2012	24"/60cm	P1-2	18"/45cm
CERATO	Saloon, Hatchback	LD	2004→2008	24"/60cm	P1-2	16"/40cm
CERATO	Saloon, Hatchback, Coupe	(III), TD, TD (II)	2009→	24"/60cm	P1-2	20"/50cm
CERES	Platform/Chassis		1990→2000	16"/40cm	P1-2	16"/40cm
CLARUS/CREDOS	Saloon	K9A	1996→2001	21"/53cm	P1-2	19"/48cm
K2700	Platform/Chassis	SD	1999→	21"/53cm	P1-2	19"/48cm
K2900	Platform/Chassis		2008→	21"/53cm	P1-2	19"/48cm
MAGENTIS	Saloon	MG, MG (II)	2005→2006	22"/56cm	P1-2	20"/50cm
MAGENTIS	Saloon	MG, MG (II)	2006→2009	24"/60cm	P1-2	18"/45cm


MICHELIN
HYDROEDGE HYBRID WIPER BLADE

MODEL	BODY STYLE	MARK/SERIES	YEAR	DRIVER	CLIP	PASSENGER
... KIA						
MENTOR	Saloon, Hatchback	FA, FB	1996→2001	21"/53cm	P1-2	19"/48cm
OPTIMA	Saloon	GD	2001→2005	22"/56cm	P1-2	20"/50cm
OPTIMA	Saloon	GD	2006→2015	24"/60cm	P1-2	18"/45cm
PICANTO	Hatchback		2011→2017	22"/56cm	P1-2	16"/40cm
RIO	Estate, Saloon	DC, DC_	2000→2005	21"/53cm	P1-2	17"/43cm
RIO	Saloon, Hatchback	JB	2005→2011	22"/56cm	P1-2	16"/40cm
RIO	Hatchback	UB, UB (III)	2011→2017	26"/65cm	P1-2	16"/40cm
RONDO	MPV		2013→	28"/70cm	P1-2	28"/70cm
SORENTO	SUV Closed	JC, XM	2002→2015	24"/60cm	P1-2	18"/45cm
SORENTO	SUV Closed	XM, XM (II)	2009→2015	24"/60cm	P1-2	20"/50cm
SORENTO	SUV Closed	XM	2015→	26"/65cm	P1-2	16"/40cm
SOUL	Hatchback	AM, PS (II)	2009→	24"/60cm	P1-2	20"/50cm
SPORTAGE	SUV Closed	K00	1994→2003	20"/50cm	P1-2	20"/50cm
SPORTAGE	SUV Closed	JE_	2004→2009	24"/60cm	P1-2	16"/40cm
SPORTAGE	SUV Closed		2016→2016	24"/60cm	P1-2	18"/45cm

Correct clip (connector) for each application is shown above. Wiper packs contain all required clips, embossed with codes for easy reference.

**MICHELIN****HYDROEDGE HYBRID WIPER BLADE**



MODEL	BODY STYLE	MARK/SERIES	YEAR		CLIP	
				DRIVER		PASSENGER
... KIA						
SPORTAGE	SUV Closed		2016→	26"/65cm	P1-2	16"/40cm
STINGER	Hatchback		2017→	26"/65cm	P1-2	18"/45cm
LADA						
CEVARO/SAMARA	Hatchback	2108, 2109, 2115	1988→2013	20"/50cm	P1-2	20"/50cm
DIVA/SABLE/SAGONA/SAMARA FORMA	Saloon	21099	1991→2013	20"/50cm	P1-2	20"/50cm
LAND ROVER						
DISCOVERY	SUV Closed	LJ, LG, LT, LJ/LG (I)	1989→1999	18"/45cm	P1-2	18"/45cm
DISCOVERY	SUV Closed	LA, LA (IV), TAA	2004→2016	22"/56cm	P1-2	22"/56cm
DISCOVERY/LR3	SUV Closed	TAA	2004→2009	22"/56cm	P1-2	22"/56cm
DISCOVERY/LR4	SUV Closed	LA	2009→2016	22"/56cm	P1-2	22"/56cm
DISCOVERY SPORT	SUV Closed		2014→	26"/65cm	P1-2	20"/50cm
FREELANDER	SUV Closed	LN	1998→2006	22"/56cm	P1-2	21"/53cm
FREELANDER	SUV Closed	FA_	2006→2014	24"/60cm	PT-3	20"/50cm
FREELANDER/LR2	SUV Closed	FA_	2006→2015	24"/60cm	PT-3	20"/50cm
RANGE ROVER	SUV Closed	LP	1994→2001	22"/56cm	P1-2	22"/56cm


MICHELIN
HYDROEDGE HYBRID WIPER BLADE

MODEL	BODY STYLE	MARK/SERIES	YEAR	DRIVER	CLIP	PASSENGER
... LAND ROVER						
RANGE ROVER	SUV Closed	LG	2012→2016	24"/60cm	P1-2	20"/50cm
RANGE ROVER SPORT	SUV Closed	LS	2005→2013	22"/56cm	P1-2	22"/56cm
RANGE ROVER SPORT	SUV Closed	LW	2013→2016	24"/60cm	P1-2	20"/50cm
RANGE ROVER VELAR	SUV Closed		2017→	26"/65cm	TL-2	19"/48cm
LDV						
D90	SUV Closed		2017→	22"/56cm	P1-2	15"/38cm
G10	Van, MPV		2015→	24"/60cm	P1-2	19"/48cm
V80	Van	V80	2015→	22"/56cm	P1-2	22"/56cm
LEXUS						
CT	Hatchback	ZWA1_	2010→	26"/65cm	P1-2	18"/45cm
ES	Saloon	MCV_, VZV_	1996→2001	22"/56cm	P1-2	18"/45cm
ES	Saloon	AVV6_, ASV6_, GSV6_	2012→	26"/65cm	P1-2	18"/45cm
GS	Saloon	JZS147	1993→1997	21"/53cm	P1-2	19"/48cm
GS	Saloon	UZS161, JZS160	1997→2004	24"/60cm	P1-2	20"/50cm
GS	Saloon	GRS19_, UZS19_, GWS19_	2005→2011	24"/60cm	P1-2	19"/48cm

Correct clip (connector) for each application is shown above. Wiper packs contain all required clips, embossed with codes for easy reference.

**MICHELIN****HYDROEDGE HYBRID WIPER BLADE**

MODEL	BODY STYLE	MARK/SERIES	YEAR		CLIP	
				DRIVER		PASSENGER
... LEXUS						
GS	Saloon	GRL1_, GWL1_	2011→	26"/65cm	P1-2	18"/45cm
IS	Saloon	JCE1_, GXE1_	1999→2005	22"/56cm	P1-2	19"/48cm
IS	Saloon, Convertible	GSE2_, ALE2_, USE2_, GSE3_, AVE3_	2005→	22"/56cm	P1-2	20"/50cm
IS	Saloon	GSE3_, AVE3_	2013→	24"/60cm	P1-2	18"/45cm
LFA	Coupe		2010→2012	24"/60cm	P1-2	17"/43cm
LS	Saloon	UCF10, UCF20	1989→2000	20"/50cm	P1-2	16"/40cm
LS	Saloon	UCF30	2000→2006	24"/60cm	P1-2	16"/40cm
LS	Saloon	UVF4_, USF4_	2006→2017	24"/60cm	P1-2	17"/43cm
LX	SUV Closed	UZJ100	1998→1999	20"/50cm	P1-2	16"/40cm
LX	SUV Closed	URJ201, UZJ100	1999→	24"/60cm	P1-2	22"/56cm
RX	SUV Closed		2000→2003	24"/60cm	P1-2	21"/53cm
RX	SUV Closed	GYL1_, GGL15, AGL10, MHU3_, GSU3_, MCU3_	2003→2015	26"/65cm	P1-2	22"/56cm
SC	Convertible	UZZ40_	2001→2010	24"/60cm	P1-2	20"/50cm


MICHELIN
HYDROEDGE HYBRID WIPER BLADE

MODEL	BODY STYLE	MARK/SERIES	YEAR	DRIVER	CLIP	PASSENGER
LOTUS						
ELAN	Convertible		1989→1995	22"/56cm	P1-2	22"/56cm
ELISE	Convertible		1995→2005	26"/65cm	P1-2	Front Single Blade
ESPRIT	Coupe	082	1993→2003	24"/60cm	P1-2	Front Single Blade
EUROPA S	Coupe		2006→	26"/65cm	P1-2	Front Single Blade
EVORA	Coupe		2009→	26"/65cm	PH-3/PH2	Front Single Blade
EXIGE	Coupe	SCC_	2001→	26"/65cm	P1-2	Front Single Blade
MAHINDRA						
GENIO	Platform/Chassis		2010→	24"/60cm	P1-2	20"/50cm
PIK-UP	Ute		2006→	20"/50cm	P1-2	20"/50cm
XUV500	SUV Closed		2011→	26"/65cm	P1-2	19"/48cm
MASERATI						
3200	Coupe		1998→2002	22"/56cm	P1-2	22"/56cm
BITURBO	Coupe		1983→1986	20"/50cm	P1-2	20"/50cm
GHIBLI	Coupe		1992→1994	20"/50cm	P1-2	20"/50cm
GHIBLI	Saloon	MK3 (157)	2013→	26"/65cm	TL-2	18"/45cm

Correct clip (connector) for each application is shown above. Wiper packs contain all required clips, embossed with codes for easy reference.

**MICHELIN****HYDROEDGE HYBRID WIPER BLADE**

MODEL	BODY STYLE	MARK/SERIES	YEAR	DRIVER	CLIP	PASSENGER
... MASERATI						
GRANSPORT	Coupe, Convertible		2004→2007	22"/56cm	P1-2	22"/56cm
LEVANTE	SUV Closed		2016→	26"/65cm	TL-2	18"/45cm
QUATTROPORTE	Saloon		1994→2001	20"/50cm	P1-2	20"/50cm
QUATTROPORTE	Saloon	MK6 (156)	2014→	26"/65cm	TL-2	18"/45cm
SPYDER	Convertible		2001→2007	22"/56cm	P1-2	22"/56cm
MAYBACH						
57	Saloon		2002→2012	28"/70cm	PH-3/PH2	28"/70cm
62	Saloon		2002→2012	28"/70cm	PH-3/PH2	28"/70cm
MAYBACH	Saloon	240_	2002→2012	28"/70cm	PH-3/PH2	28"/70cm
MAZDA						
2	Hatchback	DY	2003→2007	24"/60cm	P1-2	16"/40cm
2	Hatchback	DJ (III)	2014→	22"/56cm	P1-2	17"/43cm
3	Saloon, Hatchback	BK, BL, BL (II)	2003→2009	21"/53cm	P1-2	18"/45cm
3	Saloon, Hatchback	BL, BL (II)	2009→2013	24"/60cm	P1-2	19"/48cm
3	Saloon, Hatchback	BM, BM (III)	2013→2017	24"/60cm	P1-2	18"/45cm



MICHELIN

HYDROEDGE HYBRID WIPER BLADE





MODEL	BODY STYLE	MARK/SERIES	YEAR	DRIVER	CLIP	PASSENGER
... MAZDA						
6	Estate, Saloon, Hatchback	GG, GY	2002→2007	22"/56cm	P1-2	18"/45cm
6	Estate, Saloon, Hatchback	GH, GJ	2007→2017	24"/60cm	P1-2	18"/45cm
121	Hatchback	DA	1987→1990	18"/45cm	P1-2	18"/45cm
121	Estate, Saloon	DB, DW	1990→2000	20"/50cm	P1-2	16"/40cm
323	Estate, Hatchback	BD, FA (I)	1977→1985	15"/38cm	P1-2	15"/38cm
323	Estate, Saloon, Hatchback	BG, BJ, BW (III)	1986→2004	21"/53cm	P1-2	18"/45cm
323	Hatchback	BG	1989→1994	18"/45cm	P1-2	18"/45cm
323	Saloon, Hatchback, Coupe	BA, BA (V)	1994→2000	21"/53cm	P1-2	19"/48cm
626	Saloon, Hatchback, Coupe	GC, GC (II)	1985→1987	18"/45cm	P1-2	18"/45cm
626	Estate, Saloon, Hatchback	GD, GE, GV	1987→1992	19"/48cm	P1-2	19"/48cm
626	Saloon, Hatchback	GE, GF (V)	1992→1997	21"/53cm	P1-2	20"/50cm
626	Estate, Saloon, Hatchback	GF (V), GW (V)	1997→2002	20"/50cm	P1-2	19"/48cm
929	Saloon, Coupe	HB (II), HC, HE, LA (I)	1978→1997	18"/45cm	P1-2	18"/45cm
AXELA	Saloon	BK	2004→2009	21"/53cm	P1-2	18"/45cm
BONGO/E-SERIE	Van	SR2	1984→1999	16"/40cm	P1-2	16"/40cm



Correct clip (connector) for each application is shown above. Wiper packs contain all required clips, embossed with codes for easy reference.



**MICHELIN****HYDROEDGE HYBRID WIPER BLADE**

MODEL	BODY STYLE	MARK/SERIES	YEAR	 DRIVER	CLIP	 PASSENGER
... MAZDA						
BONGO FRIENDEE	MPV	SG	1995→2001	16"/40cm	P1-2	16"/40cm
B-SERIE BRAVO	Ute, Platform/Chassis	UF, UN	1985→2006	18"/45cm	P1-2	18"/45cm
B-SERIES	Ute	UF, UN	1986→2006	18"/45cm	P1-2	18"/45cm
BT-50	Ute, Platform/Chassis	CD, UN	2006→2011	18"/45cm	P1-2	18"/45cm
BT-50	Ute, Platform/Chassis	B22, B32	2011→	24"/60cm	P1-2	16"/40cm
CX-3	SUV Closed		2015→	22"/56cm	P1-2	18"/45cm
CX-5	SUV Closed	KE, GH	2011→2017	24"/60cm	P1-2	18"/45cm
CX-7	SUV Closed	ER	2006→2012	26"/65cm	P1-2	16"/40cm
CX-9	SUV Closed	TB	2007→2016	26"/65cm	P1-2	17"/43cm
DEMIO	Estate	DW	1996→2003	20"/50cm	P1-2	16"/40cm
E-SERIES	Van, Platform/Chassis, Bus	SD1, SG, SR2,	1977→2006	16"/40cm	P1-2	16"/40cm
EUNOS/MILLENIA/XEDOS	Saloon	TA	1995→2000	21"/53cm	P1-2	20"/50cm
MPV	MPV	LV	1995→1999	22"/56cm	P1-2	20"/50cm
MPV	MPV	LW	1999→2006	24"/60cm	P1-2	24"/60cm
MX-5	Convertible	NA, NB, NB (II), NC	1990→2015	18"/45cm	P1-2	18"/45cm

**MICHELIN****HYDROEDGE HYBRID WIPER BLADE**

MODEL	BODY STYLE	MARK/SERIES	YEAR	 DRIVER	CLIP	 PASSENGER
... MAZDA						
MX-5	Convertible		2015→	18"/45cm	P1-2	19"/48cm
MX-6	Coupe	GD (I)	1987→1992	19"/48cm	P1-2	19"/48cm
MX-6	Coupe	GD (I), GE	1992→1997	20"/50cm	P1-2	20"/50cm
PREMACY	MPV	CP	1999→2005	24"/60cm	P1-2	16"/40cm
RX	Coupe	FC, FD	1985→2002	20"/50cm	P1-2	20"/50cm
RX	Coupe	SE17	2003→2008	20"/50cm	P1-2	18"/45cm
RX 8	Coupe	SE	2003→2008	20"/50cm	P1-2	18"/45cm
TRIBUTE	SUV Closed	EP	2006→2008	20"/50cm	PT-3	20"/50cm
MCLAREN						
570GT	Coupe		2016→	22"/56cm	P1-2	16"/40cm
MERCEDES-BENZ						
190	Saloon	W201	1982→1985	20"/50cm	P1-2	20"/50cm
190	Saloon	W201	1984→1993	24"/60cm	P1-2	Front Single Blade
A-CLASS	Hatchback	W168	1997→2004	26"/65cm	P1-2	24"/60cm
A-CLASS	Hatchback	W169	2004→2012	24"/60cm	PT-3	26"/65cm

Correct clip (connector) for each application is shown above. Wiper packs contain all required clips, embossed with codes for easy reference.





MICHELIN

HYDROEDGE HYBRID WIPER BLADE

MODEL	BODY STYLE	MARK/SERIES	YEAR	DRIVER	CLIP	PASSENGER
... MERCEDES-BENZ						
A-CLASS	Hatchback	W176	2012→2015	24"/60cm	PT-3	19"/48cm
AMG GT	Coupe		2014→	20"/50cm	PH-3/PH2	20"/50cm
B-CLASS	Hatchback	W246	2011→2018	26"/65cm	PT-3	19"/48cm
C-CLASS	Estate, Saloon	S202, W202	1993→2001	24"/60cm	P1-2	Front Single Blade
C-CLASS	Estate, Saloon, Coupe	CL203, S203, W203	2000→2003	24"/60cm	P1-2	22"/56cm
C-CLASS	Estate, Saloon, Coupe	CL203, S203, W203	2003→2007	22"/56cm	CL	22"/56cm
C-CLASS	Estate, Saloon, Coupe	C204, S204, W204	2007→2013	24"/60cm	PH-3/PH2	24"/60cm
C-CLASS	Estate, Saloon, Coupe	C204, S204, W204	2013→2015	24"/60cm	TL-2	24"/60cm
CLA	Estate, Coupe	C117	2013→2015	24"/60cm	PT-3	19"/48cm
CLC-CLASS	Coupe	CL203	2008→2011	22"/56cm	CL	22"/56cm
CLK	Coupe, Convertible	A208, C208, C209	1997→2002	24"/60cm	P1-2	Front Single Blade
CLK	Coupe, Convertible	A209, C209	2002→2010	22"/56cm	CL	22"/56cm
CLS	Coupe	C219	2004→2010	26"/65cm	PH-3/PH2	26"/65cm
CLS	Estate, Coupe	C218, X218	2011→2014	24"/60cm	PH-3/PH2	24"/60cm
CLS	Estate, Coupe	C218, X218	2014→2017	24"/60cm	TL-2	24"/60cm






MICHELIN
HYDROEDGE HYBRID WIPER BLADE



MODEL	BODY STYLE	MARK/SERIES	YEAR	 DRIVER	CLIP	 PASSENGER
... MERCEDES-BENZ						
E-CLASS	Estate, Saloon, Coupe, Convertible	A124, C124, S124, S210, W124, W210, W211	1993→2003	24"/60cm	P1-2	Front Single Blade
E-CLASS	Estate, Saloon	S211, W211	2002→2009	26"/65cm	PH-3/PH2	26"/65cm
E-CLASS	Estate, Saloon, Coupe, Convertible	A207, C207, S212, W212	2009→2014	24"/60cm	PH-3/PH2	24"/60cm
E-CLASS	Estate, Saloon, Coupe, Convertible	A207, C207, S212, W212	2013→2017	24"/60cm	TL-2	24"/60cm
G-CLASS	SUV Closed	W463	2012→2017	16"/40cm	P1-2	16"/40cm
GLA-CLASS	SUV Closed	X156	2013→2015	24"/60cm	PT-3	19"/48cm
GL-CLASS	SUV Closed	X164	2006→2012	28"/70cm	PT-3	21"/53cm
KOMBI	Estate	S123	1977→1986	20"/50cm	P1-2	20"/50cm
KOMBI	Estate	S124	1986→1993	24"/60cm	P1-2	Front Single Blade
MB100	Van		1999→2005	22"/56cm	P1-2	22"/56cm
MB140	Van		1999→2005	22"/56cm	P1-2	22"/56cm
M-CLASS	SUV Closed	W163	1998→2005	22"/56cm	P1-2	22"/56cm
M-CLASS	SUV Closed	W164	2005→2011	28"/70cm	PT-3	21"/53cm
R-CLASS	MPV	W251, V251	2005→2013	28"/70cm	PT-3	21"/53cm
S-CLASS	Saloon	W126	1980→1985	21"/53cm	P1-2	21"/53cm

Correct clip (connector) for each application is shown above. Wiper packs contain all required clips, embossed with codes for easy reference.

**MICHELIN****HYDROEDGE HYBRID WIPER BLADE**

MODEL	BODY STYLE	MARK/SERIES	YEAR		CLIP	
				DRIVER		PASSENGER
... MERCEDES-BENZ						
S-CLASS	Saloon, Coupe	C126, W126, W140, W220	1985→1999	24"/60cm	P1-2	Front Single Blade
S-CLASS	Coupe	C215	1999→2000	26"/65cm	P1-2	26"/65cm
S-CLASS	Saloon, Coupe	C215, C216, W221	2000→2013	26"/65cm	PH-3/PH2	26"/65cm
S-CLASS	Saloon	W221	2006→2013	28"/70cm	PH-3/PH2	28"/70cm
SL	Convertible	R107	1986→1989	18"/45cm	P1-2	18"/45cm
SL	Convertible	R129	1989→2001	24"/60cm	P1-2	Front Single Blade
SL	Convertible	R230	2001→2008	26"/65cm	PH-3/PH2	26"/65cm
SLK	Convertible	R170	1996→2004	22"/56cm	P1-2	21"/53cm
SLK	Convertible	R171, R172	2004→	22"/56cm	PT-3	22"/56cm
SLS AMG	Coupe, Convertible	C197	2010→	20"/50cm	PH-3/PH2	20"/50cm
SPRINTER	Platform/Chassis	906	2006→2007	24"/60cm	P1-2	22"/56cm
SPRINTER	Van, Platform/Chassis	906	2007→2014	26"/65cm	PT-3	24"/60cm
STUFENHECK	Saloon	W123	1980→1985	20"/50cm	P1-2	20"/50cm
STUFENHECK	Saloon	W124	1985→1993	24"/60cm	P1-2	Front Single Blade
VALENTE	Bus		2005→2014	26"/65cm	PT-3	28"/70cm


MICHELIN
HYDROEDGE HYBRID WIPER BLADE


MODEL	BODY STYLE	MARK/SERIES	YEAR	 DRIVER	CLIP	 PASSENGER
... MERCEDES-BENZ						
VIANO	MPV	W639	2004→2014	26"/65cm	PT-3	28"/70cm
VITO	Van, Bus	W639	2005→2014	26"/65cm	PT-3	28"/70cm
MG						
MG	Estate, Saloon		2001→2005	22"/56cm	P1-2	22"/56cm
MG	Saloon		2001→2005	20"/50cm	P1-2	18"/45cm
MG	Hatchback		2001→2005	18"/45cm	P1-2	18"/45cm
MG	Convertible		2002→2009	20"/50cm	P1-2	20"/50cm
MG 6	Hatchback		2010→	24"/60cm	PT-3	18"/45cm
MGF	Convertible	RD	1995→2002	20"/50cm	P1-2	20"/50cm
MG GS	SUV Closed		2016→	24"/60cm	TL-2	17"/43cm
MINI						
CLUBMAN	Estate	R55	2007→2011	18"/45cm	P1-2	19"/48cm
CONVERTIBLE	Convertible	R52, R57	2004→	18"/45cm	P1-2	19"/48cm
COUNTRYMAN	Hatchback	R60	2010→2017	19"/48cm	PT-3	20"/50cm
COUPE	Coupe	R58	2011→2016	20"/50cm	PT-3	21"/53cm

Correct clip (connector) for each application is shown above. Wiper packs contain all required clips, embossed with codes for easy reference.

**MICHELIN****HYDROEDGE HYBRID WIPER BLADE**

MODEL	BODY STYLE	MARK/SERIES	YEAR	DRIVER	CLIP	PASSENGER
... MINI						
MINI	Hatchback	R50, R53, R56	2001→2011	18"/45cm	P1-2	19"/48cm
PACEMAN	Coupe	R61	2012→2016	19"/48cm	PT-3	20"/50cm
ROADSTER	Convertible	R59	2012→2015	20"/50cm	PT-3	21"/53cm
MITSUBISHI						
380	Saloon	DB	2005→2008	24"/60cm	P1-2	19"/48cm
3000	Coupe	Z16A	1992→1999	21"/53cm	P1-2	20"/50cm
ASX	SUV Closed	GA_W_	2010→	24"/60cm	P1-2	21"/53cm
CHALLENGER	SUV Closed	K90, PA	1998→2008	20"/50cm	P1-2	19"/48cm
CHALLENGER	SUV Closed	KG_, KH_	2008→	22"/56cm	P1-2	20"/50cm
COLT	Saloon	A150, C1/C3 (III)	1983→1990	17"/43cm	P1-2	17"/43cm
COLT	Hatchback	Z3_A, Z2_A	2008→2009	26"/65cm	P1-2	18"/45cm
DELICA	Van, Bus	P0_W, P1_W	1986→2006	18"/45cm	P1-2	18"/45cm
DELICA/L300	Bus		1994→1999	18"/45cm	P1-2	18"/45cm
GALANT	Hatchback	E5_A, E7_A, E8_A	1992→1993	22"/56cm	P1-2	18"/45cm
GRANDIS	MPV	NA_W	2004→2011	22"/56cm	P1-2	22"/56cm


MICHELIN
HYDROEDGE HYBRID WIPER BLADE

MODEL	BODY STYLE	MARK/SERIES	YEAR	 DRIVER	CLIP	 PASSENGER
... MITSUBISHI						
L300	Van	L03_P	1982→1985	18"/45cm	P1-2	18"/45cm
L300 EXPRESS	Van	L0, P0/P1/P2	1980→2006	18"/45cm	P1-2	18"/45cm
L 300 STARWAGON	Bus	P0/P1/P2	1986→1999	18"/45cm	P1-2	18"/45cm
LANCER	Hatchback	CC	1992→1995	17"/43cm	P1-2	17"/43cm
LANCER	Saloon	CB/D_A, CJ-CP_, CK/CP (VI)	1992→2001	20"/50cm	P1-2	17"/43cm
LANCER	Coupe	CC, CE	1992→2004	20"/50cm	P1-2	18"/45cm
LANCER	Estate, Saloon	CB/CC/CD/CE (V), CB_W, CC, CD_W, CE, CS/CT (VII), CS_A, CT0, CY/Z_A	2000→2016	24"/60cm	P1-2	18"/45cm
LANCER	Hatchback	CX_A	2008→2009	26"/65cm	P1-2	18"/45cm
LANCER SPORTBACK	Hatchback	CX (VIII)	2007→	24"/60cm	P1-2	18"/45cm
MAGNA	Estate, Saloon	TM, TN	1985→1989	18"/45cm	P1-2	18"/45cm
MAGNA	Estate, Saloon	TP, TR, TS	1989→1996	20"/50cm	P1-2	20"/50cm
MAGNA	Estate, Saloon	TE, TF, TH, TJ, TL, TW	1996→2005	22"/56cm	P1-2	20"/50cm
NIMBUS	MPV	D0, D0_V/W, UA, UB, UC	1984→1991	20"/50cm	P1-2	20"/50cm
NIMBUS	MPV	N3_W, N4_W, UF	1991→1997	22"/56cm	P1-2	18"/45cm

Correct clip (connector) for each application is shown above. Wiper packs contain all required clips, embossed with codes for easy reference.

**MICHELIN****HYDROEDGE HYBRID WIPER BLADE**

MODEL	BODY STYLE	MARK/SERIES	YEAR	DRIVER	CLIP	PASSENGER
... MITSUBISHI						
NIMBUS	MPV	N8_W, N9_W, UG	1998→2003	26"/65cm	P1-2	16"/40cm
OUTLANDER	SUV Closed	CU_W	2002→2006	22"/56cm	P1-2	19"/48cm
OUTLANDER	SUV Closed	CW0 (II), CW_W	2006→2012	24"/60cm	P1-2	21"/53cm
OUTLANDER	SUV Closed	GG/GF (III), GG_W, GF_W	2012→	26"/65cm	P1-2	18"/45cm
PAJERO	SUV Closed	L04_G, L14_G	1983→1991	16"/40cm	P1-2	16"/40cm
PAJERO	SUV Closed	V2/V3/V4 (II), V3_W, V2_W, V4_W	1991→1999	19"/48cm	P1-2	19"/48cm
PAJERO	SUV Open, SUV Closed	V60/V70 (III), V6_W, V7_W, V80/V90 (IV), V8_W, V9_W	2000→	20"/50cm	P1-2	20"/50cm
SPACE STAR	Hatchback	A0_A	2012→	22"/56cm	P1-2	14"/35cm
TRITON	Ute	K0/K1/K2/K3 (II)	1986→1986	16"/40cm	P1-2	16"/40cm
TRITON	Ute, Platform/Chassis	K6/K7 (III), K6_T, K7_T, MK	1996→2007	19"/48cm	P1-2	19"/48cm
TRITON	Ute, Platform/Chassis	KA/KB (IV), KA_T, KB_T, ML, MN, KJ/KK/KL (V)	2007→	22"/56cm	P1-2	19"/48cm
VERADA	Estate, Saloon	KR, KR/KS, KS	1991→1996	20"/50cm	P1-2	20"/50cm
VERADA	Estate, Saloon	KE, KE/KF/KH/KJ/KL/KW, KF, KH, KJ, KL	1996→2005	22"/56cm	P1-2	20"/50cm



MICHELIN

HYDROEDGE HYBRID WIPER BLADE





MODEL	BODY STYLE	MARK/SERIES	YEAR	DRIVER	CLIP	PASSENGER
NISSAN						
200/SILVIA	Coupe	S14	1994→1999	20"/50cm	P1-2	20"/50cm
200 SX	Coupe	S15	2000→2002	20"/50cm	P1-2	20"/50cm
300	Targa	Z31	1984→1990	19"/48cm	P1-2	19"/48cm
300 ZX	Coupe	Z32	1989→1997	21"/53cm	P1-2	21"/53cm
350 Z	Coupe, Convertible	Z33	2002→2009	20"/50cm	P1-2	18"/45cm
370 Z	Coupe, Convertible	Z34	2009→	21"/53cm	P1-2	19"/48cm
ALMERA	Saloon	N17	2012→	21"/53cm	P1-2	14"/35cm
ALMERA/PULSAR	Hatchback	N15	1996→2000	20"/50cm	P1-2	18"/45cm
ALMERA/PULSAR	Saloon, Hatchback	N16	2000→2006	22"/56cm	P1-2	17"/43cm
ALTIMA	Saloon		2012→2018	28"/70cm	P1-2	16"/40cm
ALTIMA	Saloon		2018→	26"/65cm	P1-2	17"/43cm
BLUEBIRD	Estate, Saloon	910, W910	1980→1985	19"/48cm	P1-2	19"/48cm
BLUEBIRD	Saloon, Coupe	910	1981→1986	18"/45cm	P1-2	18"/45cm
CABSTAR	Platform/Chassis	F22	1982→1992	18"/45cm	P1-2	18"/45cm
CARAVAN/URVAN	Van, Bus	E24	1987→1997	18"/45cm	P1-2	18"/45cm

Correct clip (connector) for each application is shown above. Wiper packs contain all required clips, embossed with codes for easy reference.



**MICHELIN****HYDROEDGE HYBRID WIPER BLADE**

MODEL	BODY STYLE	MARK/SERIES	YEAR	 DRIVER	CLIP	 PASSENGER
... NISSAN						
CHERRY/PULSAR	Hatchback	N10	1978→1981	16"/40cm	P1-2	16"/40cm
CHERRY/PULSAR	Hatchback	N10	1981→1982	18"/45cm	P1-2	18"/45cm
CHERRY/PULSAR	Hatchback	N12	1982→1986	17"/43cm	P1-2	17"/43cm
CUBE	Hatchback		2003→	20"/50cm	P1-2	20"/50cm
DATSUN	Coupe	C210	1978→1981	17"/43cm	P1-2	17"/43cm
DUALIS	SUV Closed	J10, JJ10	2007→2013	24"/60cm	PT-3	15"/38cm
ELGRAND	MPV		2002→2010	26"/65cm	P1-2	18"/45cm
ELGRAND	MPV		2010→	26"/65cm	P1-2	19"/48cm
EXA	Coupe	N12	1983→1987	17"/43cm	P1-2	17"/43cm
EXA	Targa	N13	1987→1991	20"/50cm	P1-2	20"/50cm
GAZELLE	Coupe	S12	1983→1988	15"/38cm	P1-2	15"/38cm
GT-R	Coupe	R35	2009→2014	22"/56cm	P1-2	19"/48cm
JUKE	Hatchback	F15	2010→	22"/56cm	P1-2	14"/35cm
MAXIMA	Saloon	J30	1988→1994	21"/53cm	P1-2	20"/50cm
MAXIMA	Saloon	A32	1995→1999	22"/56cm	P1-2	21"/53cm

**MICHELIN****HYDROEDGE HYBRID WIPER BLADE**

MODEL	BODY STYLE	MARK/SERIES	YEAR	CLIP		
				DRIVER	PASSENGER	
... NISSAN						
MAXIMA	Saloon	A32, J32	1999→2013	26"/65cm	P1-2	17"/43cm
MICRA	Hatchback	K11	1992→2000	20"/50cm	P1-2	18"/45cm
MICRA	Hatchback	K12	2003→2010	21"/53cm	P1-2	18"/45cm
MICRA	Hatchback	K13	2010→2016	21"/53cm	P1-2	14"/35cm
MURANO	SUV Closed	Z50, Z51	2003→	26"/65cm	P1-2	18"/45cm
MURANO	SUV Closed	Z51	2007→2014	26"/65cm	P1-2	16"/40cm
NAVARA	Ute, Platform/Chassis	D21	1985→1998	18"/45cm	P1-2	18"/45cm
NAVARA	Ute, Platform/Chassis	D21, D22, D40	1989→2014	19"/48cm	P1-2	19"/48cm
NAVARA	Ute, Platform/Chassis	D40	2004→	24"/60cm	P1-2	18"/45cm
NOMAD/VANETTE	Bus	C22	1994→1995	24"/60cm	P1-2	24"/60cm
NX/NXR	Coupe	B13	1990→1994	20"/50cm	P1-2	18"/45cm
PATHFINDER	SUV Closed	WD21	1990→1995	19"/48cm	P1-2	19"/48cm
PATHFINDER	SUV Closed	R50	1997→2004	22"/56cm	P1-2	21"/53cm
PATHFINDER	SUV Closed	R51	2005→2012	24"/60cm	P1-2	18"/45cm
PATHFINDER	SUV Closed	R52	2012→	24"/60cm	P1-2	19"/48cm

Correct clip (connector) for each application is shown above. Wiper packs contain all required clips, embossed with codes for easy reference.

**MICHELIN****HYDROEDGE HYBRID WIPER BLADE**

MODEL	BODY STYLE	MARK/SERIES	YEAR	DRIVER	CLIP	PASSENGER
... NISSAN						
PATROL	Platform/Chassis, SUV Closed	G160, MQ, MK, GQ, W160, Y60	1980→1993	18"/45cm	P1-2	18"/45cm
PATROL	Platform/Chassis, SUV Closed	Y60, GR, Y61	1988→	19"/48cm	P1-2	19"/48cm
PATROL	SUV Closed	Y60, GR	1988→1997	16"/40cm	P1-2	16"/40cm
PATROL	Platform/Chassis	Y61	1998→	20"/50cm	P1-2	19"/48cm
PINTARA	Estate, Saloon	R31, U12	1986→1992	20"/50cm	P1-2	20"/50cm
PULSAR	Coupe	N10	1978→1982	17"/43cm	P1-2	17"/43cm
PULSAR	Estate, Saloon	B11, N12	1982→1986	18"/45cm	P1-2	18"/45cm
PULSAR	Hatchback	N13	1986→1986	19"/48cm	P1-2	19"/48cm
PULSAR	Saloon, Hatchback	N13, N14	1986→1995	21"/53cm	P1-2	21"/53cm
PULSAR	Saloon, Hatchback	N15	1995→2000	20"/50cm	P1-2	18"/45cm
PULSAR	Saloon	B17	2012→2017	24"/60cm	P1-2	15"/38cm
QASHQAI	SUV Closed	J11	2014→	28"/70cm	P1-2	18"/45cm
SERENA	MPV	C23M	1992→2001	24"/60cm	P1-2	24"/60cm
SKYLINE	Estate, Saloon, Coupe	C210, R31	1978→1990	20"/50cm	P1-2	20"/50cm
SKYLINE	Estate, Saloon	R30	1981→1986	18"/45cm	P1-2	18"/45cm


MICHELIN
HYDROEDGE HYBRID WIPER BLADE

MODEL	BODY STYLE	MARK/SERIES	YEAR	DRIVER	CLIP	PASSENGER
... NISSAN						
SKYLINE	Saloon, Coupe	R32	1989→1994	20"/50cm	P1-2	18"/45cm
SKYLINE	Saloon, Coupe	R33, R34	1993→2008	20"/50cm	P1-2	17"/43cm
STAGEA	Estate		2001→2007	21"/53cm	P1-2	19"/48cm
TERRANO	SUV Closed	R20	1996→2004	21"/53cm	P1-2	20"/50cm
TIIDA	Saloon, Hatchback	C11X, SC11X	2007→2012	22"/56cm	P1-2	16"/40cm
URVAN	Van, Bus	E23, E24	1981→1997	18"/45cm	P1-2	18"/45cm
VANETTE	Van, Bus	KC120,	1981→1987	16"/40cm	P1-2	16"/40cm
X-TRAIL	SUV Closed	T30, T31	2002→2013	24"/60cm	P1-2	16"/40cm
X-TRAIL	SUV Closed	T32	2013→	26"/65cm	P1-2	17"/43cm
OPEL						
ASTRA	Estate, Hatchback		2009→2015	26"/65cm	TL-2	24"/60cm
CORSA	Hatchback		2007→2014	26"/65cm	PT-3	16"/40cm
INSIGNIA	Estate, Saloon, Hatchback	0G (A)	2008→2013	24"/60cm	P1-2	18"/45cm

Correct clip (connector) for each application is shown above. Wiper packs contain all required clips, embossed with codes for easy reference.

**MICHELIN****HYDROEDGE HYBRID WIPER BLADE**

MODEL	BODY STYLE	MARK/SERIES	YEAR		CLIP	
				DRIVER		PASSENGER
PEUGEOT						
205	Hatchback	20A/20C (II), 20A/C	1987→1998	18"/45cm	P1-2	18"/45cm
206	Hatchback, Convertible	2A/C, 2D	2000→2013	22"/56cm	P1-2	22"/56cm
207	Estate, Hatchback, Convertible	WA_, WC_, WD_, WK_	2006→2014	26"/65cm	PH-3/PH2	17"/43cm
306	Saloon, Hatchback, Convertible	7A, 7C, N3, N5, 7B, 7D	1993→2002	22"/56cm	P1-2	20"/50cm
307	Estate, Hatchback, Convertible	3A/C, 3B, 3E, 3H	2000→2004	28"/70cm	P1-2	26"/65cm
307	Estate, Hatchback, Convertible	3A/C, 3B, 3E, 3H	2004→2011	28"/70cm	PT-3	26"/65cm
308	Estate, Hatchback, Convertible	4A_, 4C_	2007→2014	26"/65cm	TL-2	30"/75cm
308	Hatchback	LA/LC	2013→	24"/60cm	TL-2	18"/45cm
308 SW	Estate		2014→	24"/60cm	TL-2	18"/45cm
405	Estate, Saloon	15B, 15B (I), 15E, 15E (I)	1987→1992	21"/53cm	P1-2	21"/53cm
406	Estate, Saloon, Coupe	8B, 8C, 8E/F	1995→2004	26"/65cm	P1-2	20"/50cm
407	Estate, Saloon, Coupe	6C_, 6D_, 6E_	2004→2010	28"/70cm	PH-3/PH2	28"/70cm
505	Estate, Saloon	551A, 551D	1979→1995	18"/45cm	P1-2	18"/45cm
508	Saloon	W2	2010→2018	26"/65cm	TL-2	26"/65cm
508 SW	Estate	W2	2010→2018	26"/65cm	TL-2	26"/65cm



**MICHELIN****HYDROEDGE HYBRID WIPER BLADE****DRIVER****PASSENGER**

MODEL	BODY STYLE	MARK/SERIES	YEAR	DRIVER	CLIP	PASSENGER
... PEUGEOT						
605	Saloon	6B	1989→1999	22"/56cm	P1-2	22"/56cm
3008	MPV		2009→2016	32"/80cm	TL-2	26"/65cm
4007	SUV Closed	GP_	2007→2012	24"/60cm	P1-2	21"/53cm
4008	SUV Closed	B	2012→	24"/60cm	P1-2	21"/53cm
EXPERT	Van	VF3A_, VF3U_, VF3X_	2007→2016	26"/65cm	P1-2	20"/50cm
PARTNER/RANCH	Van		2008→2016	22"/56cm	P1-2	22"/56cm
RCZ	Coupe		2010→	26"/65cm	TL-2	26"/65cm
PORSCHE						
911	Coupe, Convertible	993	1994→1997	16"/40cm	P1-2	18"/45cm
911	Targa, Coupe, Convertible	993, 996, 997	1995→2012	22"/56cm	P1-2	22"/56cm
928	Coupe	928	1977→1984	18"/45cm	P1-2	18"/45cm
928	Coupe	928	1984→1995	19"/48cm	P1-2	19"/48cm
944	Coupe	944	1981→1991	19"/48cm	P1-2	19"/48cm
968	Coupe, Convertible		1991→1995	19"/48cm	P1-2	19"/48cm
BOXSTER	Convertible	981, 986, 987	1996→2012	22"/56cm	P1-2	22"/56cm

Correct clip (connector) for each application is shown above. Wiper packs contain all required clips, embossed with codes for easy reference.



**MICHELIN****HYDROEDGE HYBRID WIPER BLADE**

MODEL	BODY STYLE	MARK/SERIES	YEAR		CLIP	
				DRIVER		PASSENGER
... PORSCHE						
CAYENNE	SUV Closed	92A	2010→2017	26"/65cm	PH-3/PH2	26"/65cm
CAYMAN	Coupe	987	2005→2013	22"/56cm	P1-2	22"/56cm
PANAMERA	Hatchback	970	2009→2013	24"/60cm	P1-2	21"/53cm
PANAMERA	Hatchback	970	2013→2016	24"/60cm	TL4-2	20"/50cm
PROTON						
ARENA/JUMBUCK	Ute		2002→2010	20"/50cm	P1-2	17"/43cm
COMPACT/SATRIA	Hatchback	C9_M	1996→2005	20"/50cm	P1-2	17"/43cm
EXORA	MPV		2009→	24"/60cm	P1-2	16"/40cm
GEN-2	Hatchback	CM_	2004→2015	22"/56cm	P1-2	18"/45cm
GEN-2/PERSONA	Saloon		2008→	22"/56cm	P1-2	18"/45cm
IMPIAN/IPIAN	Saloon		2001→2011	20"/50cm	P1-2	17"/43cm
M21/PUTRA	Coupe		1995→2000	20"/50cm	P1-2	17"/43cm
PERSONA/SATRIA	Hatchback	C9_M	1996→2005	20"/50cm	P1-2	17"/43cm
PERSONA/WIRA	Saloon, Hatchback	C9_C, C9_S	1994→	20"/50cm	P1-2	17"/43cm
PREVÉ	Saloon		2011→	24"/60cm	P1-2	16"/40cm


MICHELIN
HYDROEDGE HYBRID WIPER BLADE

MODEL	BODY STYLE	MARK/SERIES	YEAR	DRIVER	CLIP	PASSENGER
... PROTON						
S16/SAGA	Saloon		2009→2010	22"/56cm	P1-2	17"/43cm
SATRIA	Hatchback	C9	1996→	20"/50cm	P1-2	17"/43cm
SAVVY	Hatchback		2005→2011	22"/56cm	P1-2	16"/40cm
SUPRIMA S	Hatchback		2013→	24"/60cm	P1-2	16"/40cm
WIRA	Saloon	C9	1995→2007	20"/50cm	P1-2	17"/43cm
RENAULT						
19	Saloon, Hatchback	B/C53_, L53_	1988→1995	20"/50cm	P1-2	20"/50cm
21	Saloon	L48_	1986→1994	20"/50cm	P1-2	20"/50cm
CLIO	Hatchback	BR0/1, CR0/1	2006→2012	24"/60cm	BL-2	16"/40cm
FLUENCE	Saloon	L30_	2010→	24"/60cm	BL-2	16"/40cm
KANGOO	Van	Express (FW0/1_), FC0/1_, FW0/1_	2001→2016	20"/50cm	P1-2	20"/50cm
KANGOO	Van		2016→	24"/60cm	P1-2	22"/56cm
KOLEOS	SUV Closed	HY_	2008→2015	24"/60cm	PT-3	19"/48cm
LAGUNA	Hatchback	B56_, 556_	1993→2001	24"/60cm	P1-2	18"/45cm
LAGUNA	Estate, Hatchback	BG0/1_, KG0/1_	2001→2007	24"/60cm	P1-2	20"/50cm

Correct clip (connector) for each application is shown above. Wiper packs contain all required clips, embossed with codes for easy reference.

**MICHELIN****HYDROEDGE HYBRID WIPER BLADE**

MODEL	BODY STYLE	MARK/SERIES	YEAR	DRIVER	CLIP	PASSENGER
... RENAULT						
LATITUDE	Saloon	L70, L70_	2010→	24"/60cm	P1-2	16"/40cm
MASTER	Bus		2014→	24"/60cm	P1-2	24"/60cm
MEGANE	Convertible	EA0/1_	1999→2003	22"/56cm	P1-2	20"/50cm
MEGANE	Estate, Saloon, Hatchback, Convertible	BM0/1_, CM0/1_, EM0/1_, KM0/1_, LM0/1_	2003→2006	24"/60cm	P1-2	18"/45cm
MEGANE CC	Convertible	EZ0/1_	2010→2016	24"/60cm	BL-2	16"/40cm
SCENIC	MPV	JA0/1_	2000→2003	24"/60cm	P1-2	16"/40cm
TRAFIC	Van	FL	2003→2014	24"/60cm	P1-2	21"/53cm
TRAFIC	Van	FL	2014→	26"/65cm	TL-2	19"/48cm
ROLLS-ROYCE						
CORNICHE	Convertible		2000→2002	22"/56cm	P1-2	22"/56cm
GHOST	Saloon		2013→2014	26"/65cm	PH-3/PH2	19"/48cm
SILVER SERAPH	Saloon		1998→2002	24"/60cm	P1-2	24"/60cm
ROVER						
75	Estate, Saloon	RJ	2001→2005	22"/56cm	P1-2	22"/56cm
416i	Hatchback		1986→1989	20"/50cm	P1-2	20"/50cm



MICHELIN



HYDROEDGE HYBRID WIPER BLADE



MODEL	BODY STYLE	MARK/SERIES	YEAR	DRIVER	CLIP	PASSENGER
... ROVER						
800	Saloon, Hatchback	XS	1988→1991	19"/48cm	P1-2	19"/48cm
SAAB						
9-3	Hatchback, Convertible	YS3D	1998→2002	21"/53cm	P1-2	21"/53cm
9-3	Estate, Saloon, Convertible	YS3D, YS3F	2002→2007	22"/56cm	P1-2	22"/56cm
9-3	Estate, Saloon, Convertible	YS3F	2007→2014	22"/56cm	PT-3	22"/56cm
9-5	Estate, Saloon	YS3E	1997→2009	22"/56cm	P1-2	22"/56cm
9-5	Estate, Saloon	YS3E, YS3G	2009→	24"/60cm	P1-2	21"/53cm
900	Hatchback, Convertible		1978→1993	16"/40cm	P1-2	16"/40cm
900	Convertible		1991→1993	18"/45cm	P1-2	18"/45cm
900	Hatchback, Coupe, Convertible	D (II)	1993→1998	21"/53cm	P1-2	21"/53cm
9000	Saloon	C	1985→1998	21"/53cm	P1-2	21"/53cm
SEAT						
IBIZA	Hatchback	6K1	1993→1999	21"/53cm	P1-2	19"/48cm
TOLEDO	Hatchback	1L	1991→1999	20"/50cm	P1-2	20"/50cm

Correct clip (connector) for each application is shown above. Wiper packs contain all required clips, embossed with codes for easy reference.

**MICHELIN****HYDROEDGE HYBRID WIPER BLADE**

MODEL	BODY STYLE	MARK/SERIES	YEAR		CLIP	
				DRIVER		PASSENGER
SKODA						
FABIA	Estate, Hatchback		2010→2014	21"/53cm	TL-2	21"/53cm
LAURA/OCTAVIA	Hatchback	1Z3	2004→2013	24"/60cm	PH-3/PH2	19"/48cm
OCTAVIA	Estate, Hatchback	1Z (II), 1Z3, 1Z5	2004→2013	24"/60cm	PH-3/PH2	19"/48cm
OCTAVIA	Estate, Hatchback	5E (III), 5E3, 5E5	2013→	24"/60cm	TL4-2	19"/48cm
RAPID	Hatchback		2012→	24"/60cm	TL4-2	16"/40cm
ROOMSTER	MPV	5J	2006→	21"/53cm	TL-2	21"/53cm
SUPERB	Estate, Hatchback	3T4, 3T5	2008→2015	24"/60cm	TL-2	18"/45cm
SUPERB	Estate, Hatchback		2015→	26"/65cm	TL4-2	18"/45cm
YETI	SUV Closed	5L	2009→2013	24"/60cm	TL-2	19"/48cm
SMART						
FORFOUR	Hatchback	454	2004→2006	24"/60cm	P1-2	18"/45cm
FORTWO	Coupe, Convertible	450	2004→2007	21"/53cm	P1-2	21"/53cm
FORTWO	Coupe, Convertible	451	2007→2015	21"/53cm	PT-3	22"/56cm
ROADSTER	Coupe, Convertible	452	2003→2005	20"/50cm	P1-2	18"/45cm



2



**MICHELIN****HYDROEDGE HYBRID WIPER BLADE**

MODEL	BODY STYLE	MARK/SERIES	YEAR	DRIVER	CLIP	PASSENGER
SSANGYONG						
ACTYON	Ute, MPV	QJ	2006→2012	22"/56cm	P1-2	18"/45cm
ACTYON SPORTS	Ute		2007→2012	22"/56cm	P1-2	18"/45cm
ACTYON SPORTS	Ute	C200	2012→	22"/56cm	P1-2	16"/40cm
ACTYON SPORTS	Ute	C200	2012→	24"/60cm	P1-2	18"/45cm
KORANDO	SUV Closed	KJ	1996→2010	18"/45cm	P1-2	18"/45cm
KORANDO	SUV Closed		2010→	24"/60cm	P1-2	16"/40cm
KYRON	SUV Closed		2005→2014	22"/56cm	P1-2	19"/48cm
MUSSO	Ute, SUV Closed	FJ	1996→2011	20"/50cm	P1-2	18"/45cm
MUSSO SPORTS	Ute		2004→2011	20"/50cm	P1-2	18"/45cm
REXTON	SUV Closed	GAB_	2002→2014	20"/50cm	P1-2	20"/50cm
REXTON	MPV		2013→	24"/60cm	P1-2	18"/45cm
STAVIC	SUV Closed		2005→2013	24"/60cm	P1-2	18"/45cm
SUBARU						
BRZ	Coupe		2012→	22"/56cm	P1-2	20"/50cm
FIORI/SHERPA	Hatchback		1989→1992	18"/45cm	P1-2	15"/38cm



Correct clip (connector) for each application is shown above. Wiper packs contain all required clips, embossed with codes for easy reference.

63

**MICHELIN****HYDROEDGE HYBRID WIPER BLADE**

MODEL	BODY STYLE	MARK/SERIES	YEAR		CLIP	
				DRIVER		PASSENGER
... SUBARU						
FORESTER	SUV Closed	SF	1997→2002	21"/53cm	P1-2	19"/48cm
FORESTER	SUV Closed	SG	2002→2008	22"/56cm	P1-2	19"/48cm
FORESTER	SUV Closed	SH, SH (III)	2008→2013	24"/60cm	P1-2	18"/45cm
FORESTER	SUV Closed	SJ, SJ (IV)	2013→2018	26"/65cm	P1-2	17"/43cm
IMPREZA	Estate, Saloon, Coupe	GC, GC (I), GD, GG, GD/GG (II), GF, GFC, GFC (I)	1992→2001	21"/53cm	P1-2	18"/45cm
IMPREZA	Estate, Saloon	GD, GG, GD/GG (II)	2001→2007	22"/56cm	P1-2	17"/43cm
IMPREZA	Saloon	GH/GR/G3 (III), GR	2007→2011	24"/60cm	P1-2	16"/40cm
IMPREZA	Saloon, Hatchback	GH/GR/G3 (III), GP, GP/GJ (IV)	2011→2016	26"/65cm	P1-2	16"/40cm
LEVORG	Estate		2015→	26"/65cm	P1-2	16"/40cm
LIBERTY	Estate, Saloon	BC, BC (I), BJF, BJF (I)	1989→1994	20"/50cm	P1-2	18"/45cm
LIBERTY	Estate, Saloon	BD, BG, BD/BG (II)	1994→1999	21"/53cm	P1-2	19"/48cm
LIBERTY	Estate, Saloon	B13 (IV), BE, BH, BL, BP, B13_	1998→2004	22"/56cm	P1-2	19"/48cm
LIBERTY	Estate, Saloon	B13 (IV), BL, BP, BL, BP, B13_, BL/BP (IV)	2003→2009	24"/60cm	P1-2	18"/45cm
OUTBACK	Estate	BE, BH, BL, BP	2000→2004	22"/56cm	P1-2	19"/48cm
OUTBACK	Estate	BL, BP	2004→2009	24"/60cm	P1-2	18"/45cm


MICHELIN
HYDROEDGE HYBRID WIPER BLADE

MODEL	BODY STYLE	MARK/SERIES	YEAR	 DRIVER	CLIP	 PASSENGER
... SUBARU						
OUTBACK	Estate	BM, BR, BM/BR (V)	2009→2014	26"/65cm	P1-2	19"/48cm
OUTBACK	Estate	BM/BR (V), BS (VI)	2014→	26"/65cm	P1-2	17"/43cm
SVX	Coupe	CX	1992→1997	22"/56cm	P1-2	20"/50cm
WRX	Saloon	GP/GJ (IV)	2011→2016	26"/65cm	P1-2	16"/40cm
XV	SUV Closed		2012→2017	26"/65cm	P1-2	16"/40cm
SUZUKI						
ALTO	Hatchback	CA/EC (II)	1984→1988	17"/43cm	P1-2	17"/43cm
ALTO	Hatchback	EF	1994→1994	18"/45cm	P1-2	16"/40cm
APV	Van	GD	2005→	18"/45cm	P1-2	18"/45cm
BALENO	Estate, Saloon, Hatchback	EG	1995→2002	20"/50cm	P1-2	18"/45cm
BALENO	Hatchback		2016→	21"/53cm	P1-2	18"/45cm
CARRY	Van, Ute	FD, SK410, ST90V,	1980→2013	16"/40cm	P1-2	16"/40cm
CELERIO	Hatchback		2014→	21"/53cm	P1-2	14"/35cm
CULTUS	Hatchback	AA	1983→1988	17"/43cm	P1-2	17"/43cm
GRAND VITARA	SUV Closed	FT, GT, FT/GT, JT	1998→2015	19"/48cm	P1-2	19"/48cm

Correct clip (connector) for each application is shown above. Wiper packs contain all required clips, embossed with codes for easy reference.

**MICHELIN****HYDROEDGE HYBRID WIPER BLADE**

MODEL	BODY STYLE	MARK/SERIES	YEAR		CLIP	
				DRIVER		PASSENGER
... SUZUKI						
IGNIS	SUV Closed	FH (I)	2000→2005	19"/48cm	P1-2	18"/45cm
IGNIS	Hatchback		2016→	21"/53cm	P1-2	19"/48cm
JIMNY	SUV Closed	FJ	1998→	18"/45cm	P1-2	16"/40cm
KIZASHI	Saloon	FR	2010→	24"/60cm	P1-2	20"/50cm
LIANA	Estate, Saloon	ER	2001→2007	22"/56cm	P1-2	18"/45cm
S-CROSS	Hatchback		2013→	26"/65cm	P1-2	14"/35cm
SUPER CARRY	Bus	ED	1985→1999	16"/40cm	P1-2	16"/40cm
SWIFT	Hatchback	AA	1984→1988	17"/43cm	P1-2	17"/43cm
SWIFT	Hatchback	FZ, NZ, FZ/NZ (IV), MZ, EZ	2005→2016	21"/53cm	P1-2	18"/45cm
SWIFT	Hatchback		2017→	22"/56cm	P1-2	17"/43cm
SX4	Saloon, Hatchback	GY	2006→2015	26"/65cm	P1-2	14"/35cm
SX4 S-CROSS	Hatchback		2013→2015	26"/65cm	P1-2	14"/35cm
VITARA	SUV Closed	ET, TA	1990→1998	17"/43cm	P1-2	17"/43cm
VITARA	SUV Closed		2015→	24"/60cm	P1-2	16"/40cm
WAGON	MPV	EM	1998→2000	20"/50cm	P1-2	18"/45cm



**MICHELIN****HYDROEDGE HYBRID WIPER BLADE**

MODEL	BODY STYLE	MARK/SERIES	YEAR	DRIVER	CLIP	PASSENGER
... SUZUKI						
X-90	SUV Open	EL	1995→1997	17"/43cm	P1-2	18"/45cm
TATA						
XENON	Ute		2008→	20"/50cm	P1-2	20"/50cm
TESLA						
ROADSTER	Convertible		2008→	28"/70cm	P1-2	Front Single Blade
TOYOTA						
4 RUNNER	SUV Closed	N10/N13 (II)	1992→1996	17"/43cm	P1-2	17"/43cm
4 RUNNER/HILUX	SUV Closed	RN10_, VZN13_, VZN10_, RN13_	1992→1995	17"/43cm	P1-2	17"/43cm
86	Coupe		2012→	22"/56cm	P1-2	20"/50cm
86/GT 86	Coupe	ZN6_	2012→	22"/56cm	P1-2	20"/50cm
AURION	Saloon	GSV4_, ACV4_	2006→2011	24"/60cm	P1-2	18"/45cm
AURION	Saloon	ACV5_, GSV5_	2011→	26"/65cm	P1-2	20"/50cm
AVALON	Saloon	MCX1_	1995→1999	21"/53cm	P1-2	19"/48cm
AVENSIS/IPSUM/VERSO	MPV	_CLM2_, _ACM2_	2001→2009	26"/65cm	P1-2	16"/40cm
AVENSIS VERSO	MPV		2001→2009	26"/65cm	P1-2	16"/40cm



Correct clip (connector) for each application is shown above. Wiper packs contain all required clips, embossed with codes for easy reference.



**MICHELIN****HYDROEDGE HYBRID WIPER BLADE**

MODEL	BODY STYLE	MARK/SERIES	YEAR		CLIP	
				DRIVER		PASSENGER
... TOYOTA						
CAMRY	Estate, Saloon	V2, _V2_	1986→1991	20"/50cm	P1-2	18"/45cm
CAMRY	Estate, Saloon	XV10, _CV1_, _XV1_, _V1_, _V10	1991→1996	21"/53cm	P1-2	19"/48cm
CAMRY	Estate, Saloon	XV20, _CV2_, _XV2_	1996→2001	21"/53cm	P1-2	18"/45cm
CAMRY	Saloon	MCV3_, ACV3_, _XV3_	2001→2006	24"/60cm	P1-2	19"/48cm
CAMRY	Saloon	_XV4_	2006→2011	24"/60cm	P1-2	20"/50cm
CAMRY	Saloon	AVV5_, XV5_, XV50	2011→2017	26"/65cm	P1-2	18"/45cm
CELICA	Hatchback, Coupe, Convertible	AT18_, ST18_, ST16_, AT16_, T16 (IV), T18 (V)	1985→1993	20"/50cm	P1-2	18"/45cm
CELICA	Coupe, Convertible	ST20_, AT20_, T20 (VI)	1993→1999	21"/53cm	P1-2	19"/48cm
CELICA	Coupe	ZZT23_	1999→2005	26"/65cm	P1-2	17"/43cm
COROLLA	Estate, Saloon, Coupe	KE, KE (III)	1970→1977	15"/38cm	P1-2	15"/38cm
COROLLA	Estate, Saloon, Hatchback	E10 (VII), E11 (VIII), _E10_, _E11_, _E9_	1988→2000	20"/50cm	P1-2	18"/45cm
COROLLA	Estate, Saloon, Hatchback	ZZE12_, NDE12_, ZDE12_, _E12J_, _E12T_	2001→2007	24"/60cm	P1-2	18"/45cm
COROLLA	Saloon, Hatchback	E14/E15 (X), E18 (XI), NZE18_, ZRE18_	2006→	24"/60cm	P1-2	16"/40cm
DYNA	Platform/Chassis	LY_, XZU_	1995→	17"/43cm	P1-2	17"/43cm
DYNA 200	Platform/Chassis		1995→2001	17"/43cm	P1-2	17"/43cm


MICHELIN
HYDROEDGE HYBRID WIPER BLADE

MODEL	BODY STYLE	MARK/SERIES	YEAR	 DRIVER	CLIP	 PASSENGER
... TOYOTA						
ECHO	Saloon		1999→2005	22"/56cm	P1-2	14"/35cm
ECHO/VITZ/YARIS	Hatchback	SCP1_, NLP1_, NCP1_	1999→2005	21"/53cm	P1-2	14"/35cm
FJ	SUV Closed	GSJ1_	2010→2015	16"/40cm	P1-2	14"/35cm
HIACE	Van	RH1_, LH3_, RH3_, RH2_, LH2_, LH1_	1982→1983	16"/40cm	P1-2	16"/40cm
HIACE	Van, Bus	LH1_, RZH1_, LXH1_	1989→2004	20"/50cm	P1-2	18"/45cm
HIACE	Van, Bus	H200 (V)	2004→	21"/53cm	P1-2	21"/53cm
HILUX	Ute, Platform/Chassis	(LN6_, LN5_, YN6_, YN5_, VZN1_, RZ), RN6_, RN5_, LN6_, YN6_, YN5_, LN5_	1972→2005	17"/43cm	P1-2	17"/43cm
HILUX	Ute	RN6_, RN5_, LN6_, YN6_, YN5_, LN5_	2004→2005	22"/56cm	P1-2	21"/53cm
HILUX	Ute, Platform/Chassis	GGN1_, GGN2_, KUN1_, KUN2_, TGN1_, VIGO TGN1_	2005→2015	21"/53cm	P1-2	19"/48cm
HILUX	Ute, Platform/Chassis		2015→	22"/56cm	P1-2	16"/40cm
KLUGER	MPV	_MCU2_, _ACU2_	2003→2007	22"/56cm	P1-2	19"/48cm
KLUGER	MPV, SUV Closed	_MHU4_, _GSU4_, _ASU4_	2007→	26"/65cm	P1-2	20"/50cm
LAND CRUISER	SUV Closed	_J4_	1969→1980	15"/38cm	P1-2	15"/38cm
LAND CRUISER	SUV Closed	_J9_	1995→2002	19"/48cm	P1-2	18"/45cm

Correct clip (connector) for each application is shown above. Wiper packs contain all required clips, embossed with codes for easy reference.



MICHELIN

HYDROEDGE HYBRID WIPER BLADE

MODEL	BODY STYLE	MARK/SERIES	YEAR	DRIVER	CLIP	PASSENGER
... TOYOTA						
LAND CRUISER	SUV Closed	KDJ12_, GRJ12_	2002→2009	22"/56cm	P1-2	21"/53cm
LAND CRUISER	SUV Closed	KDJ15_, GRJ15_, VDJ20_, UZJ20_	2007→2016	24"/60cm	P1-2	22"/56cm
LAND CRUISER	SUV Closed	KDJ15_, GRJ15_	2010→2016	24"/60cm	P1-2	20"/50cm
LAND CRUISER	SUV Closed	KDJ15_, GRJ15_	2010→2016	26"/65cm	P1-2	22"/56cm
LAND CRUISER	SUV Closed	KDJ15_, GRJ15_	2010→2016	26"/65cm	P1-2	20"/50cm
LAND CRUISER (_J7_)	SUV Closed	J7	1992→1997	18"/45cm	P1-2	18"/45cm
LAND CRUISER 100	SUV Closed	J10, UZJ100	1998→2007	19"/48cm	P1-2	20"/50cm
LAND CRUISER - BUNDERA	SUV Closed		1989→1997	18"/45cm	P1-2	18"/45cm
LAND CRUISER - BUNDERA	SUV Closed		2007→2013	24"/60cm	P1-2	22"/56cm
LAND CRUISER PRADO	SUV Closed		2007→2010	24"/60cm	P1-2	22"/56cm
LAND CRUISER PRADO	SUV Closed		2009→2016	24"/60cm	P1-2	20"/50cm
LAND CRUISER PRADO	SUV Closed		2009→2016	26"/65cm	P1-2	20"/50cm
LAND CRUISER PRADO	SUV Closed		2009→2016	26"/65cm	P1-2	22"/56cm
LXCEN	Estate, Saloon	VN, VP, VR, VS	1989→1997	20"/50cm	P1-2	20"/50cm
LITEACE	Van	M2	1979→1985	16"/40cm	P1-2	16"/40cm





MICHELIN

HYDROEDGE HYBRID WIPER BLADE





MODEL	BODY STYLE	MARK/SERIES	YEAR	DRIVER	CLIP	PASSENGER
... TOYOTA						
LITEACE	Van, Bus	CM3_V, KM3_V, M3, _R2_LG	1985→1995	22"/56cm	P1-2	14"/35cm
MR	Coupe, Convertible	SW2_, ZZW3_	1989→2004	20"/50cm	P1-2	19"/48cm
MR 2	Coupe	W1 (I)	1984→1989	18"/45cm	P1-2	18"/45cm
MR 2	Coupe	W2 (II)	1989→2000	20"/50cm	P1-2	19"/48cm
NOAH/VOXY	MPV		2001→2007	26"/65cm	P1-2	14"/35cm
PASEO	Coupe	EL44_, EL54	1991→1999	20"/50cm	P1-2	18"/45cm
PORTE	Hatchback		2004→2012	24"/60cm	P1-2	14"/35cm
PRIUS	Saloon	NHW11_	2000→2004	24"/60cm	P1-2	17"/43cm
PRIUS	Hatchback	NHW20_	2003→2009	24"/60cm	P1-2	16"/40cm
PRIUS	MPV	ZVW4_	2012→	26"/65cm	P1-2	19"/48cm
RAV 4	SUV Open, SUV Closed	SXA1_, XA1 (I)	1994→2000	20"/50cm	P1-2	18"/45cm
RAV 4	SUV Closed	CLA2_, XA2_, ZCA2_, ACA2_, XA2 (II)	2000→2005	22"/56cm	P1-2	19"/48cm
RAV 4	SUV Closed	ACA3_, ACE_, ALA3_, GSA3_, ZSA3_	2005→2012	24"/60cm	P1-2	16"/40cm
RAV 4	SUV Closed	ZSA4_, ALA4_	2012→	26"/65cm	P1-2	16"/40cm
REGIUSACE	Van		2004→	21"/53cm	P1-2	21"/53cm

Correct clip (connector) for each application is shown above. Wiper packs contain all required clips, embossed with codes for easy reference.





**MICHELIN****HYDROEDGE HYBRID WIPER BLADE**

MODEL	BODY STYLE	MARK/SERIES	YEAR		CLIP	
				DRIVER		PASSENGER
... TOYOTA						
RUKUS	Hatchback	E150	2007→	22"/56cm	P1-2	20"/50cm
SPACIA	Bus	R4	1997→2002	20"/50cm	P1-2	17"/43cm
STARLET	Hatchback	EP91	1996→1999	20"/50cm	P1-2	17"/43cm
SUPRA	Coupe	MA61	1981→1985	16"/40cm	P1-2	16"/40cm
SUPRA	Coupe	JZA80, ZA80	1993→2002	20"/50cm	P1-2	18"/45cm
TARAGO	Bus	R2	1982→1990	18"/45cm	P1-2	16"/40cm
TOWN ACE	Van		1992→2001	22"/56cm	P1-2	16"/40cm
TOWN ACE SBV	Van		1992→2007	22"/56cm	P1-2	16"/40cm
VITZ/YARIS	Hatchback	SCP9_, NSP9_, KSP9_, NCP9_, ZSP9_	2005→2010	24"/60cm	P1-2	14"/35cm
VITZ/YARIS	Hatchback	NHP13_, NSP13_, NCP13_, KSP13_, NLP13_	2010→	28"/70cm	P1-2	Front Single Blade
YARIS	Saloon	ZSP9_, NCP9_	2007→2013	24"/60cm	P1-2	14"/35cm
TVR						
CHIMAERA	Convertible		1992→2003	17"/43cm	P1-2	17"/43cm
GRIFFITH	Convertible	TCT_	1993→2002	16"/40cm	P1-2	16"/40cm



2

**MICHELIN****HYDROEDGE HYBRID WIPER BLADE**

MODEL	BODY STYLE	MARK/SERIES	YEAR	 DRIVER	CLIP	 PASSENGER
VOLVO						
240	Estate, Saloon	P242, P244, P242/P244, P245	1974→1993	16"/40cm	P1-2	16"/40cm
440	Hatchback	445	1992→1996	21"/53cm	P1-2	21"/53cm
740	Estate, Saloon	744, 745	1983→1992	20"/50cm	P1-2	20"/50cm
760	Saloon	704, 764, 704/764	1981→1988	20"/50cm	P1-2	20"/50cm
760	Saloon	704, 764, 704/764	1988→1990	21"/53cm	P1-2	21"/53cm
850	Estate, Saloon	LS, LW	1991→1997	21"/53cm	P1-2	21"/53cm
940	Estate, Saloon	944, 945	1990→1998	20"/50cm	P1-2	20"/50cm
960	Estate, Saloon	964, 965	1990→1996	21"/53cm	P1-2	21"/53cm
C30	Hatchback		2006→2012	26"/65cm	TL-2	20"/50cm
C70	Coupe, Convertible		1997→2005	21"/53cm	P1-2	20"/50cm
C70	Convertible		2006→2013	26"/65cm	TL-2	19"/48cm
S40	Saloon	MS, VS	1995→2004	21"/53cm	P1-2	20"/50cm
S40	Saloon	MS	2004→2006	26"/65cm	PH-3/PH2	19"/48cm
S40	Saloon	MS	2006→2012	26"/65cm	TL-2	20"/50cm
S60	Saloon	F (II)	2010→	26"/65cm	TL-2	20"/50cm

Correct clip (connector) for each application is shown above. Wiper packs contain all required clips, embossed with codes for easy reference.



73



**MICHELIN****HYDROEDGE HYBRID WIPER BLADE**



MODEL	BODY STYLE	MARK/SERIES	YEAR	DRIVER	CLIP	PASSENGER
... VOLVO						
S60 I	Saloon		2000→2004	24"/60cm	P1-2	21"/53cm
S60 I	Saloon		2004→2009	24"/60cm	PT-3	21"/53cm
S70	Saloon	LS	1997→2000	21"/53cm	P1-2	21"/53cm
S80	Saloon	TS, XY	1998→2003	24"/60cm	P1-2	21"/53cm
S80	Saloon	TS, XY	2003→2006	24"/60cm	PT-3	22"/56cm
S90	Saloon		1997→1998	21"/53cm	P1-2	21"/53cm
S90	Saloon		2016→2018	24"/60cm	TL4-2	20"/50cm
V40	Estate	VW	1995→2004	21"/53cm	P1-2	20"/50cm
V40	Hatchback	MV (II)	2012→	26"/65cm	TL-2	18"/45cm
V50	Estate	MW	2004→2005	26"/65cm	PH-3/PH2	20"/50cm
V50	Estate	MW	2005→2012	26"/65cm	TL-2	20"/50cm
V60	Estate	F	2010→2018	26"/65cm	TL-2	20"/50cm
V70	Estate	BW	2007→2016	26"/65cm	TL-2	19"/48cm
V70/XC70	Estate		2000→2004	24"/60cm	P1-2	21"/53cm
V70/XC70	Estate		2004→2007	24"/60cm	PT-3	21"/53cm


MICHELIN
HYDROEDGE HYBRID WIPER BLADE

MODEL	BODY STYLE	MARK/SERIES	YEAR	 DRIVER	CLIP	 PASSENGER
... VOLVO						
V90 II	Estate		2016→	24"/60cm	TL4-2	20"/50cm
XC60	Estate	D	2008→	26"/65cm	TL-2	20"/50cm
XC70	Estate		2007→	26"/65cm	TL-2	20"/50cm
XC90	Estate		2002→2004	24"/60cm	P1-2	21"/53cm
XC90	Estate		2004→2014	24"/60cm	PT-3	21"/53cm
XC90	SUV Closed		2014→	24"/60cm	TL4-2	20"/50cm
VW						
AMAROK	Ute	2H_, S1B	2010→2012	24"/60cm	P1-2	22"/56cm
AMAROK	Ute	2H_, S1B	2012→	24"/60cm	TL4-2	24"/60cm
ARTEON	Hatchback		2017→	26"/65cm	TL4-2	19"/48cm
BORA	Saloon	1J2, 1J2 (IV)	1999→2005	21"/53cm	P1-2	19"/48cm
BORA	Saloon	1J2, 1J2 (IV)	2002→2005	21"/53cm	PH-3/PH2	19"/48cm
CADDY	Van, Estate	2KA (III), 2KA, 2KH, 2CA, 2CH, 2KB, 2KJ, 2CB, 2CJ	2004→2006	24"/60cm	PH-3/PH2	18"/45cm
CADDY	Van, Estate	2KA (III), 2KA, 2KH, 2CA, 2CH, 2KB, 2KJ, 2CB, 2CJ	2007→2017	24"/60cm	TL-2	18"/45cm
CADDY	Van		2017→	24"/60cm	TL4-2	18"/45cm

Correct clip (connector) for each application is shown above. Wiper packs contain all required clips, embossed with codes for easy reference.

**MICHELIN****HYDROEDGE HYBRID WIPER BLADE**

MODEL	BODY STYLE	MARK/SERIES	YEAR		CLIP	
				DRIVER		PASSENGER
... VW						
CARAVELLE	Bus		1979→1992	18"/45cm	P1-2	18"/45cm
CC	Coupe	358, 3CC/358	2011→	24"/60cm	TL4-2	19"/48cm
EOS	Convertible	1F7, 1F8	2006→	24"/60cm	TL-2	19"/48cm
EUROVAN/TRANSPORTER	Van	70XA	1990→2003	21"/53cm	P1-2	21"/53cm
GOLF	Hatchback, Convertible	155, 155 (I), 17, 19E, 1G1	1974→1993	16"/40cm	P1-2	16"/40cm
GOLF	Hatchback, Convertible	1E7, 1H1, 1K1	1991→2006	21"/53cm	P1-2	19"/48cm
GOLF	Hatchback	1J1	1998→2001	21"/53cm	P1-2	18"/45cm
GOLF	Hatchback	1J1	2002→2003	21"/53cm	PH-3/PH2	19"/48cm
GOLF	Estate, Hatchback	1K1, 5K1, AJ5	2006→2012	24"/60cm	TL-2	19"/48cm
GOLF	Convertible	517	2011→2017	24"/60cm	TL4-2	19"/48cm
GOLF	Estate, Hatchback	5G/AU (VII), 5G1, BA5/AUV (VII)	2012→	26"/65cm	TL4-2	18"/45cm
GOLF ALLTRACK	Estate		2014→	26"/65cm	TL4-2	18"/45cm
JETTA/VENTO	Saloon	1H2	1991→1998	21"/53cm	P1-2	19"/48cm
MULTIVAN T5	MPV	7HM, 7HN, 7HF, 7EF, 7EM, 7EN	2003→2013	24"/60cm	P1-2	24"/60cm
MULTIVAN T5	MPV	7HM, 7HN, 7HF, 7EF, 7EM, 7EN	2013→2015	24"/60cm	TL4-2	24"/60cm

**MICHELIN****HYDROEDGE HYBRID WIPER BLADE**

MODEL	BODY STYLE	MARK/SERIES	YEAR	CLIP		
				DRIVER	CLIP	PASSENGER
... VW						
NEW BEETLE	Hatchback, Convertible	1C1, 9C1, 1Y7	1998→2010	21"/53cm	P1-2	21"/53cm
PASSAT	Hatchback	32	1977→1980	16"/40cm	P1-2	16"/40cm
PASSAT	Estate, Saloon	3A2, 351, 3B2, 3B3, 3B5, 3B6	1990→2001	21"/53cm	P1-2	21"/53cm
PASSAT	Estate, Saloon	3B3, 3B6	2002→2005	21"/53cm	PH-3/PH2	19"/48cm
PASSAT	Estate, Saloon	365, 3C2, 3C5	2005→2011	24"/60cm	TL-2	19"/48cm
PASSAT	Estate, Saloon	362, 365	2011→2014	24"/60cm	TL4-2	19"/48cm
POLO	Hatchback	6N (III), 6N1, 6N2	1994→2001	19"/48cm	P1-2	19"/48cm
POLO	Hatchback	6N1	1996→1999	20"/50cm	P1-2	18"/45cm
POLO	Saloon, Hatchback	9A4, 9N_	2001→2005	21"/53cm	PH-3/PH2	17"/43cm
POLO	Saloon, Hatchback	9A4, 9N_	2005→2009	21"/53cm	TL-2	19"/48cm
POLO	Hatchback	6R (V), 6R, 6C	2009→2014	24"/60cm	TL4-2	16"/40cm
SCIROCCO	Coupe	137, 138	2009→	24"/60cm	TL-2	19"/48cm
TIGUAN	SUV Closed	5N_	2007→2016	24"/60cm	TL-2	21"/53cm
TOUAREG	SUV Closed	7L6, 7L7, 7LA, 7P5	2002→2017	26"/65cm	PH-3/PH2	26"/65cm
TRANSPORTER T4	Van, Platform/Chassis, Bus	70XA, 70XB, 70XC, 7DB, 7DW, 70XD	1990→2003	21"/53cm	P1-2	21"/53cm

Correct clip (connector) for each application is shown above. Wiper packs contain all required clips, embossed with codes for easy reference.

**MICHELIN****HYDROEDGE HYBRID WIPER BLADE**

MODEL	BODY STYLE	MARK/SERIES	YEAR	DRIVER	CLIP	PASSENGER
... VW						
TRANSPORTER T5	Bus	7HB, 7HJ, 7EB, 7EJ, 7EF	2003→2003	21"/53cm	P1-2	21"/53cm
TRANSPORTER T5	Van, Platform/Chassis, Bus	7HA, 7HH, 7EA, 7EH, 7HB, 7HJ, 7EB, 7EJ, 7EF	2003→2013	24"/60cm	P1-2	24"/60cm
TRANSPORTER T5	Van, Platform/Chassis, Bus	7HA, 7HH, 7EA, 7EH, 7HB, 7HJ, 7EB, 7EJ, 7EF	2003→2013	24"/60cm	PH-3/PH2	24"/60cm
TRANSPORTER T5	Van, Platform/Chassis, Bus	7HA, 7HH, 7EA, 7EH, 7HB, 7HJ, 7EB, 7EJ, 7EF	2013→2015	24"/60cm	TL4-2	24"/60cm
TRANSPORTER T5.5	Van, Platform/Chassis, Bus		2015→	24"/60cm	TL4-2	24"/60cm
UP	Hatchback		2011→2017	24"/60cm	TL4-2	16"/40cm
VANAGON	Bus		1983→1985	18"/45cm	P1-2	18"/45cm



MICHELIN and/or the Michelin Man Device and/or BIBENDUM are trademark(s) owned by, and used with the permission of, the Michelin Group. © 2020 Michelin. www.michelin-lifestyle.com.
Manufactured and distributed under license by Pylon Manufacturing.
600 W Hillsboro Blvd #400, Deerfield Beach, FL 33441